




# Young Mind

An integrated Term Book Series

**Class 2    Term 1**

**Teacher Manual**



AN ISO 9001:2015 CERTIFIED COMPANY

**Open Books<sup>®</sup>** Int.

# Content

## Term-1

1.	English .....	0-00
2.	Grammar .....	0-00
3.	Math .....	0-00
4.	EVS .....	0-00

## Term-2

1.	English .....	0-00
2.	Grammar .....	0-00
3.	Math .....	0-00
4.	EVS .....	0-00



# Young Mind Book-2

## English : Term-1

### Chapter - 1. If I Met

#### EXERCISES

##### A. Tick (✓) the correct answer:

1. (a) Caa – Caa
2. (b) Bow – Wow
3. (b) Baa – Baa

##### B. Answer the following questions:

1. If we meet a crow, we should say “Caa – Caa”.
2. If we meet a cat, we should say “Mi–aouw”.
3. If we meet a dog, we should say “Bow – Wow”.
4. If we meet a crocodile, we should say nothing at all. I should just run away!

##### C. Match the following:

###### Column A

1. Crow
2. Cat
3. Dog
4. Dove

###### Column B

- (d) Caw-Caw
- (b) Mi-aouw
- (a) Bow-Wow
- (c) Coo-Coo

#### Using Grammar

##### A. What sounds do the following animals make?

1. I say Mi-aouw.
2. I say Bow-Wow.
3. I say Baa – Baa.
4. I say Caw-Caw.
5. I say Coo-Coo.
6. I say Turr-Turr.

##### B. What are the babies of these animals called?

1. A baby sheep called a lamb.
2. A baby cow is called calf.
3. A baby lion is called cub.
4. A baby cat is called kitten.
5. A baby dog is called pup.
6. A baby goat is called buckling.

#### Writing Skills

##### A. Find out a smaller word in each of the following words:

crow      row      what      hat  
nothing    thing    away      way

##### B. Write the past tense of the following words:

1. meet                  met
2. say                    said

3. run                    ran
4. think                  thought
5. go                     went
6. invite                invited

#### Activity

Do it yourself.

### Chapter - 3. The Mischievous Monkey

#### EXERCISES

##### A. Tick (✓) the correct answer:

1. (a) monkey    2. (b) a stone
3. (a) monkey    4. (a) monkey

##### B. Answer the following questions:

1. The monkey was mischievous?
2. The monkey was hiding behind the tree.
3. When the monkey saw the elephant coming to him, he threw the stone at him.
4. The elephant went to the river. He put his trunk into the river. When his trunk was full of water, he went to the monkey. The elephant lifted his trunk. He shot the water at the monkey. The monkey was wet all over. He could not open his eyes and slipped and fell on the ground.
5. I have learnt from the story that I should not hurt anybody. If I want that nobody should hurt me, so I should also not hurt anybody.

##### C. Fill in the blanks:

1. He saw a big elephant coming.
2. The monkey was in a mischievous mood.
3. He picked up a stone and hid behind a tree.
4. The second time the stone hit the elephant on the head.
5. The monkey could not open his eyes and fell on the ground.

#### Using Grammar

##### A. Some words have same spellings and pronunciation but have different meanings:

1. saw :      The monkey saw the elephant.  
saw :      The carpenter was sawing the wood.
2. water:      We should drink only clean water.  
water:      I water the plants at my home.
3. bat :        Virat Kohli bas well.  
bat :        A bat is a small bird.

4. nut : I eat a lot of nuts.  
nut : I have tightened the nut.

**B. Match the following and write them below:**

- | I   | II               |
|---|------------------|
| 1. The monkey threw a stone                   | into the river.  |
| 2. The elephant put his trunk                 | to the ground.   |
| 3. It then shot the water                     | at the elephant. |
| 4. The monkey slipped and fell                | the last laugh.  |
| 5. The elephant had                           | at the monkey.   |
| 1. The monkey threw a stone at the elephant.  |                  |
| 2. The elephant put his trunk into the river. |                  |
| 3. It then shot the water at the monkey.      |                  |
| 4. The monkey slipped and fell to the ground. |                  |
| 5. The elephant had the last laugh.           |                  |

**Writing Skills**

A. Do it yourself.

**B. Read these sentences and write against each sentence the correct number from the picture given:**

- |                                     |       |
|-------------------------------------|-------|
| 1. The girl is dancing.             | [ 4 ] |
| 2. The monkey is climbing the tree. | [ 1 ] |
| 3. The baby is sleeping.            | [ 2 ] |
| 4. The elephant is eating bananas.  | [ 3 ] |

**C. Look at the pictures and fill in the blanks:**

1. as big as an elephant.
2. as white as snow.
3. as faithful as a dog.
4. as blind as a bat.
5. as dumb as a statue.
6. as slow as a snail.

**D. Write the naming words in the circle and the action words in the box:**

Naming words	Action words
Monkey	Hid
Tree	Walk
Elephant	Turn
Laugh	

**Write the story in the past form:**

It was a very hot day. A fox was very hungry. She saw some bunches of grapes. They were very high. The fox jumped. But she could not reach the bunches. She tried again and again. Yet she did not reach them. She said, "These grapes are sour."

**Activity**

Do it yourself.

## Chapter - 3. Honesty

### EXERCISES

**A. Tick (✓) the correct answer:**

1. (a) woodcutter
2. (c) axe
3. (c) Iron
4. (c) Goddess of River

**B. Answer the following questions:**

1. The woodcutter was a poor man.
2. The goddess brought first the golden axe.
3. The woodcutter refused to take the golden and silver axe because he was an honest man. His axe was made of iron and he wanted his iron axe only.
4. The woodcutter was an honest man. He was not a greedy man. He never told lies.

**C. Fill in the blanks:**

1. Once there was a poor woodcutter.
2. He started weeping.
3. He got the reward of his honesty.
4. The Goddess gave the poor woodcutter all the golden, silver and iron axes.
5. The woodcutter was an honest man.

**Using Grammar**

**A. Complete these sentences with the past tense of the doing words given in the brackets:**

1. He never told lies.
2. He sold the wood in the market.
3. Suddenly his axe slipped and fell into the river.
4. He started weeping.
5. The Goddess gave the poor woodcutter all the axes.

**B. Match the words similar in sounds:**

wood	-	would
buy	-	by
son	-	sun
knew	-	new

**C. One who cuts wood is called a woodcutter. Look at the pictures and name these people:**

1. One who mends our shoes is called cobbler.
2. One who repairs our taps is called plumber.
3. One who makes earthen pots is called potter.
4. One who brings letters for us is called postman.
5. One who cuts hair is called barber.
6. One who repairs faults in machines is called mechanic.



## Writing Skills

### A. Fill in the blanks with the words given in the box:

1. The woodcutter is an honest man.
2. His axe slipped and fell into the river.
3. The Goddess was pleased with his honesty.
4. He got the reward of his honesty.
5. The woodcutter was very happy.

### B. Match the opposites:

poor	rich
honest	dishonest
sad	happy
new	old
out	in

### C. Write 'a', 'an' or 'the' in the blanks:



a woodcutter



an axe



the goddess



a tree



a river



the wood

### D. Do it yourself.

### E. Punctuate the following sentences using capital letters, full stops (.) and question marks (?):

1. Neil Armstrong landed on the moon.
2. Who are you?
3. The stars shine in the sky.
4. Are Rahul and Ajay brothers?
5. I live in New Delhi.

## Activity

Do it yourself.

## Chapter - 4. Wolf's Flute

### EXERCISES

#### A. Tick (✓) the correct answer:

1. (c) Wolf      2. (c) Flute
3. (c) Both      4. (b) Sheep

#### B. Answer the following questions:

1. The little lamb said, "I know you are going to eat me. But will you please fulfil my last desire before eating me?"
2. The wolf played the flute.

3. The shepherd and the dogs heard the sound of the flute.
4. Yes, the lamb was saved by the shepherd and the dogs.

#### C. Fill in the blanks:

1. A wolf stole a lamb from a flock of sheep.
2. The wolf took out his flute and played it.
3. The wolf was pleased to hear the words of praise.
4. The shepherd and the dogs heard the sound.
5. That was the end of him.

## Using Grammar

#### A. Tick (✓) the correct meaning of the words in italics:

1. (d) wish      2. (c) happy
3. (b) group      4. (a) charming

#### B. Use these words in the blanks:

1. Manju is ugly.
2. Ajay is short.
3. The cat is in front of the tree.
4. The rat is a small animal.

## Writing Skills

#### A. Join the words which go together. Then write them in the space below:

Good	player
good	player
little	lamb
greedy	wolf
blue	sky
black	dog
hot	tea

#### B. Complete the phrases using the picture clues:

1. A bundle of sticks.
2. A bunch of keys.
3. A bouquet of flowers.
4. A pack of cards.
5. A heap of stones.

#### C. Do it yourself

#### D. Make new words by adding these letters:

Lamb	Bring	Flute	Music
Sound	Flock	Praise	Sheep

## Activity

#### A. Write the names of the animals in this crossword to get the name of a musical instrument:

1. FOX      2. OWL
3. MOUSE      4. TIGER
5. ELEPHANT

## Chapter - 5. Act of Kindness

### EXERCISES

#### A. Tick (✓) the correct answer:

- (b) In the nest      2. (a) Ant
- (a) Dove

#### B. Answer the following questions:

- The ant fell into the river.
- The dove dropped the leaf near the ant.
- The hunter aimed his gun at the dove.
- The ant bit the hunter's leg. The hunter jumped and his shot missed the dove. The dove flew away. The ant saved the life of the dove.

#### C. Fill in the blanks:

- The ant fell into the river.
- The dove dropped a big dry leaf.
- A hunter came there.
- The ant saved the life of the dove.

### Using Grammar

#### A. Look at these sentences:

- Amrit sees a cat.
- He goes to a garden.
- He drops a leaf in the river.
- The lion feels hungry.
- He drinks some water and flies away.

#### B. Read these sentences:

- Arjun saw Karan shooting a bird.
- Karan saw the cat playing with a ball.
- I watched the boy fighting with each other.
- Did you see Monica going to the temple?
- Rahul saw the sun shining in the sky.

#### C. Encircle the correct word:

- They won the match.
- Arjun, you are absolutely right.
- There are eight mangoes in the basket.
- There was a baby deer under the tree.
- Plants attract water from their roots.

#### D. Choose the right words given in the box to fill in the blanks:

- Books are made of paper.
- Shoes are made of leather.

### Writing Skills

#### A. Match the opposites:

tall	small
big	short
near	far
dry	wet
down	up

few                      many

#### B. Look at the pattern and fill in the blanks:

- As leaf is to green, so is sky to earth.
- As bird is to nest, so is lion to den.
- As hunter is to gun, so is author to pen.
- As tree is to forest, so is water to rain.

#### C. Match the words with similar meaning:

small	tiny
save	protect
few	less
start	begin
tall	big

#### D. Do it yourself.

#### E. Write the anagrams:

shore	-	horse
life	-	file
art	-	rat
ten	-	net

#### F. Punctuate the following sentences:

- Mahatma Gandhi was born at Porbandar.
- Sharvan Kumar loved his parents very much.
- Delhi is the capital of India.
- What gives us cool air?

### Activity

#### Look at the pictures and fill the names of birds in this cross word:

- |            |            |
|------------|------------|
| 1. OWL     | 2. DOVE    |
| 3. EAGLE   | 4. PARROT  |
| 5. SPARROW | 6. PEACOCK |

---

## Chapter -6 The Moon

### EXERCISES

#### A. Tick (✓) the correct option:

- (a) Moon                      2. (c) Child
- (a) Bow

#### B. Answer the following questions:

- The child is speaking in the poem.
- The child is speaking to his mother in the poem.
- He saw a beautiful and shining Moon in the sky.
- The moon was shaped like a bow the previous week.
- The moon looks as an O now. It has grown bigger now.

#### C. Fill in the blanks:

- Moon is shining up there.
- Last week, she was smaller.

3. It was shaped like a bow.
4. Now it is round as an O.

### Using Grammar

#### A. She's shining up there.

She is	-	She's
I have	-	I've
They will	-	They'll
I will	-	I'll
Did not	-	Didn't
You would	-	You'd
They are	-	They're

#### B. Complete the table:

	er	est
Small	Smaller	Smallest
Big	Bigger	Biggest
Hot	Hotter	Hottest
Fat	Fatter	Fattest
Thin	Thinner	Thinnest
Rich	Richer	Richest
Close	Closer	Closest

#### C. Choose the right word and write these sentences in full:

1. The moon shines.
2. The air blows.
3. The moon is round.
4. The moon is in the sky.
5. The river flows.

#### D. Put the following into the plural:

1. Cats are animals.

2. Lamps are burning.
3. These are arrows.
4. Flies are insects.
5. Roses are flowers.

### Writing Skills

#### A. Match the words in column I with those given in column II to form new words:

Column I	Column II
1. Rain	(b) Bow
2. Butter	(d) Fly
3. Pea	(a) Cock
4. Foot	(c) Ball

#### B. Say loudly yourself.

#### C. Do it yourself.

#### D. Complete the following paragraph:

Round is the moon. It is round in shape. It is seen during the night in the sky. It does not have light of its own. It shines due to the light of the Sun. Life is not possible on the Moon as there is no water and air.

#### E. Look at the pictures of night sky and day sky. Write the name of the things that you see during the day and the things which you see at night:

NIGHT SKY	DAYSKY
1. Moon	Sun
2. Stars	Clouds
3. Dark Sky	Blue Sky
4. Darkness	Light

### Activity

Do it yourself.

## Grammar : Term-1

### Chapter - 1. Naming Words (Nouns)

#### EXERCISES

##### A. Tick (✓) the correct answer:

1. (c) David
2. (a) Market
3. (c) Bag

##### B. Answer the following questions:

1. milkman
2. tailor
3. policeman
4. postman
5. barber

##### C. Give three examples of each of the following.

1. Ria, Prashant, Sanjay
2. park, school, market
3. lion, giraffe, horse
4. eraser, pen, chalk

##### D. Complete this story by filling in the blanks with suitable naming words. Take words from the box given below.

girl, rabbit, waistcoat, watch, hole, door

### Fun Time

ELEPHANT, HEN, FROG, DONKEY, DOG, HORSE, GOAT, RAT, LION, TIGER, CAT, CAMEL, MONKEY, SHEEP

### Chapter - 2. Gender (Nouns)

#### EXERCISES

##### A. Tick (✓) the correct answer:

1. (a) Lion
2. (b) Queen
3. (c) niece

**B. Write whether they are masculine or feminine.**

- |              |               |
|--------------|---------------|
| 1. masculine | 2. feminine   |
| 3. masculine | 4. feminine   |
| 5. masculine | 6. masculine  |
| 7. masculine | 8. masculine  |
| 9. feminine  | 10. masculine |

**C. Change the gender. One is done for you.**

- |            |            |              |
|------------|------------|--------------|
| 2. sir     | 3. actress | 4. authoress |
| 5. poetess | 6. cow     |              |

**Fun Time**

Do it yourself

---

**Chapter - 3. Singular and Plural (Numbers)**  
**EXERCISES**

**A. Tick (✓) the correct answer:**

- |               |                 |
|---------------|-----------------|
| 1. (b) ears   | 2. (b) potatoes |
| 3. (a) leaves |                 |

**B. Write the plurals of the following nouns by adding 's'. One is done for you.**

- |            |              |
|------------|--------------|
| 1. toys    | 2. keys      |
| 3. ducks   | 4. elephants |
| 5. balls   | 6. parrots   |
| 7. buckets | 8. beds      |

**C. Write the plurals of the followings nouns by adding 'es'. One is done for you.**

- |            |             |
|------------|-------------|
| 1. batches | 2. brushes  |
| 3. glasses | 4. watches  |
| 5. benches | 6. branches |
| 7. mangoes | 8. dishes   |
| 9. wishes  | 10. dresses |

**D. Read the sentences given below and circle the noun. If the nouns is singular, write the plural form. And if the noun is plural, write the singular form.**

- |              |          |
|--------------|----------|
| 1. squirrels | 2. river |
| 3. beaches   | 4. car   |
| 5. friends   | 6. plate |
| 7. crayon    | 8. rooms |

**E. Pinky and her mother are in the market. Their baskets are full of the things they have bought. To know what they have bought, fill in the blanks with the correct words given in the box.**

baskets, fruits, apples, brinjals and potatoes, basket, mangoes, apples, packets, brush, clothes, shop, things.

**Fun Time**

Do it yourself

**Chapter - 4. Pronouns**

**EXERCISES**

**A. Tick (✓) the correct answer:**

- |              |             |
|--------------|-------------|
| 1. (c) These | 2. (c) your |
| 3. (a) I     |             |

**B. Pick out pronouns from these sentences and write them on the lines. One is done for you.**

- |              |             |
|--------------|-------------|
| 1. I, my     | 2. she, her |
| 3. They      | 4. We, them |
| 5. You, your | 6. These    |
| 7. That      | 8. It       |
| 9. Your      | 10. My      |

**C. Tick (✓) the correct sentence.**

1. Aakash left his basketball at home
2. That beach umbrella is ours.
3. Who went to get water for them.
4. This doll belongs to her.
5. Please give it to me.

**D. Circle the pronouns.**

- |                  |            |
|------------------|------------|
| 1. my, he, me    | 2. She, my |
| 3. He, my        | 4. I, its  |
| 5. This, my, she | 6. We      |

**Fun Time**

- |                    |                  |
|--------------------|------------------|
| 1. You, my, she    | 2. her, you, she |
| 3. she, she, them  | 4. hers          |
| 5. my, me, we, her | 6. your, her     |
| 7. they            |                  |

---

**Chapter - 5. Describing Words (Adjectives)**  
**EXERCISES**

**A. Choose the correct action word.**

- |                 |              |
|-----------------|--------------|
| 1. (c) twelve   | 2. (b) sweet |
| 3. (c) faithful |              |

**B. Write a suitable adjective in each blank. One is done for you.**

- |           |              |
|-----------|--------------|
| 1. poor   | 2. dangerous |
| 3. quick  | 4. short     |
| 5. sour   | 6. red       |
| 7. green  | 8. big       |
| 9. smooth | 10. deep     |

**C. Write new sentences using the opposite adjective in each case. One is done for you.**

2. Varsha is an ugly girl.
3. Nupur walks slow.
4. Giraffe is a short animal.
5. Rohan wears old clothes.

**Fun Time**

brown, big, plump, smooth, round, pretty, bright, red.

## Chapter - 6. Action Words (Verbs)

### EXERCISES

#### A. Choose the correct action word.

- (c) fly      2. (b) sets
- (c) drink

#### B. Complete each of the following sentences by adding a doing word along with its object. One is done for you.

- Parvinder hits the ball.
- The guard watches our house.
- The teacher teaches the students in the classroom.
- The girls skip a rope in the garden.

#### C. Put the correct action word under each picture.



Jump



Kick



Walk



Paint



Wash



Read

#### D. Identify the verb in each of the following sentences and write in the given space. See the example.

- |          |                   |
|----------|-------------------|
| 1. plays | 2. like, (reading |
| 3. walks | 4. sings          |
| 5. have  | 6. plays          |
| 7. is    | 8. give           |

#### Fun Time

are wearing, is standing, is eating, is drinking, gives, is laughing, are singing, is taking

## Chapter - 7. Helping Verbs

### EXERCISES

#### A. Tick (✓) the correct answer:

- (a) I      2. (b) he
- (c) You

#### B. Fill in the blanks with 'is', 'am' or 'are'.

- |           |                |           |
|-----------|----------------|-----------|
| 1. am, am | 2. is, is      | 3. are    |
| 4. are    | 5. are, am     | 6. is, is |
| 7. are    | 8. is, are, am |           |

#### C. Choose the correct word.

- is      2. are      3. is

- am      5. are

#### D. Write 'was' or 'were' in the blanks.

- were, were, was, were, was, was,
- were, was, was, were

#### Fun Time

- are, was, are, am
- are, am, was, was, was

### HAS, HAVE

### EXERCISES

#### A. Tick (✓) the correct answer:

- (c) she      2. (a) they
- (c) had

#### B. Choose the correct word.

- has      2. has      3. have
- have      5. has

#### C. Fill in the blanks with 'has' or 'have'.

have, have, has has, have

#### D. Rewrite the following sentences correctly using has, have or had.

- Elephants have short tails.
- Rohit has a knee sore.
- I have two brothers and one sister.
- Mohit often has sandwiches for lunch.
- She sometimes has a cola to drink.
- Our cat had three kittens last week.
- I wish I had a new bike.
- You have a stain on your shirt.
- My sister and I have a swing in our garden.
- Sushmita has a pretty face.

## Chapter - 8. A, An, The (Articles)

### EXERCISES

#### A. Choose the correct articles.

- (b) an      2. (b) an
- (c) the

#### B. Choose the correct word.

- an      2. a      3. a
- a      5. an

#### C. Read the passage and fill the blanks with appropriate articles to complete it.

a, a, the, a, a, the, the, An, the, the, a, the, a

#### Fun Time

- a, a, an, a, the, a, the
- a, an, the, an, The

# Maths : Term-1

## Chapter -1 : Numbers upto 1000

Look at the number line and write the numbers that come after and before:

9	<b>10</b>	4	<b>5</b>	5	<b>6</b>
1	<b>2</b>	2	<b>3</b>	9	<b>10</b>
6	<b>7</b>	8	<b>9</b>	6	<b>7</b>
<b>8</b>	9	<b>9</b>	10	<b>1</b>	2
7	8	<b>2</b>	3	<b>6</b>	7
<b>3</b>	4	<b>4</b>	5	<b>9</b>	10

Write the correct number :

**95** is just after **94**.

66 comes between **64** and **65**.

The number which comes between 89 and 91 is **90**.

50 is just after **49**.

**11** is just before 12.

Can you write the numbers and their names ?

- |       |              |       |              |
|-------|--------------|-------|--------------|
| a) 23 | Twenty three | b) 34 | Thirty four  |
| c) 60 | Sixty        | d) 55 | Fifty five   |
| e) 39 | Thirty nine  | f) 72 | Seventy two  |
| g) 44 | Forty four   | h) 83 | Eighty three |
| i) 92 | Ninety two   | j) 47 | Forty seven  |

Write the numbers in tens and ones:

- |       |                   |
|-------|-------------------|
| a) 82 | 8 Tens and 2 Ones |
| b) 87 | 8 Tens and 7 Ones |
| c) 74 | 7 Tens and 4 Ones |
| d) 91 | 9 Tens and 1 One  |
| e) 46 | 4 Tens and 6 Ones |
| f) 88 | 8 Tens and 8 Ones |
| g) 29 | 2 Tens and 9 Ones |
| h) 57 | 5 Tens and 7 Ones |
| i) 55 | 5 Tens and 5 Ones |
| j) 66 | 6 Tens and 6 Ones |
| k) 28 | 2 Tens and 8 Ones |
| l) 79 | 7 Tens and 9 Ones |

## Exercise 1.1.

1. Complete the grid :

101	102	103	104	105	106	107	108	109	110
111	112	113	114	115	116	117	118	119	120
121	122	123	124	125	126	127	128	129	130
131	132	133	134	135	136	137	138	139	140
141	142	143	144	145	146	147	148	149	150

2. Complete the table :

What comes before ?	Number	What comes after?
188	189	190
154	155	156
110	111	112
160	161	162

3. Write the numbers :

	<table border="1"> <tr><td>H</td><td>T</td><td>O</td></tr> <tr><td>1</td><td>2</td><td>4</td></tr> </table>	H	T	O	1	2	4
H	T	O					
1	2	4					
	<table border="1"> <tr><td>H</td><td>T</td><td>O</td></tr> <tr><td>1</td><td>2</td><td>5</td></tr> </table>	H	T	O	1	2	5
H	T	O					
1	2	5					
	<table border="1"> <tr><td>H</td><td>T</td><td>O</td></tr> <tr><td>1</td><td>3</td><td>0</td></tr> </table>	H	T	O	1	3	0
H	T	O					
1	3	0					

4. Write the number names :

- |    |                        |
|----|------------------------|
| a) | One hundred sixty nine |
| b) | One hundred thirteen   |

5. Write the numeral for the given number names :

- |    |     |
|----|-----|
| a) | 171 |
| b) | 184 |



6. Form the greatest and the smallest two-digit numbers :

- a) Greatest : 86      Smallest : 45  
b) Greatest : 98      Smallest : 78

### Exercise 1.2.

1. Write the numbers from 901 to 1000:

901	902	903	904	905	906	907	908	909	910
911	912	913	914	915	916	917	918	919	920
921	922	923	924	925	926	927	928	929	930
931	932	933	934	935	936	937	938	939	940
941	942	943	944	945	946	947	948	949	950
951	952	953	954	955	956	957	958	959	960
961	962	963	964	965	966	967	968	969	970
971	972	973	974	975	976	977	978	979	980
981	982	983	984	985	986	987	988	989	990
991	992	993	994	995	996	997	998	999	1000

2. Do as directed :

a) Write the number names:

- i) Six hundred fifty four  
ii) Nine hundred twenty one  
iii) Six hundred fifty four  
iv) Five hundred seventy two

b) Write the numerals:

- i) 807  
ii) 552  
iii) 211  
iv) 615

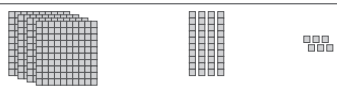
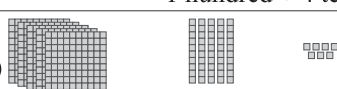

3. Give the number that comes after :

- a) 322                      b) 529  
c) 647                      d) 893

4. Give the number that comes before :

- a) 320                      b) 527  
c) 645                      d) 891

5. Observe the pictures and write hundreds, tens and ones :

a) 	1 hundred + 4 tens + 6 ones	<table border="1"><tr><td>H</td><td>T</td><td>O</td></tr><tr><td>1</td><td>4</td><td>6</td></tr></table>	H	T	O	1	4	6
H	T	O						
1	4	6						
b) 	1 hundred + 5 tens + 7 ones	<table border="1"><tr><td>H</td><td>T</td><td>O</td></tr><tr><td>1</td><td>5</td><td>7</td></tr></table>	H	T	O	1	5	7
H	T	O						
1	5	7						
c) 	1 hundred + 4 tens + 5 ones	<table border="1"><tr><td>H</td><td>T</td><td>O</td></tr><tr><td>1</td><td>4</td><td>5</td></tr></table>	H	T	O	1	4	5
H	T	O						
1	4	5						

### Exercise 1.3

1. Do as directed :

Numeral	Place value of the encircled digit
9 <u>2</u> 1	20
6    4 <u>8</u>	8
<u>8</u> 3    2	800

Numeral	Face value of the underlined digit
3    2    1	3
2 <u>4</u>	4
5 <u>1</u> 4	1

2. Fill in the blanks :

- a)  $100 + 8 = 108$   
b)  $1 \text{ hundred} + 5 \text{ tens} + 3 \text{ ones} = 153$   
c)  $100 + 70 + 2 = 172$   
d)  $1 \text{ hundred} + 4 \text{ tens} + 5 \text{ ones} = 145$   
e)  $100 + 50 + 4 = 154$   
f)  $1 \text{ hundred} + 6 \text{ tens} = 160$   
g)  $100 + 80 = 180$   
h)  $1 \text{ hundred} + 9 \text{ ones} = 109$

3. Give the expanded form of the following numbers :

- a) 176    1 hundred + 7 tens + 6 ones     $100 + 70 + 6$   
b) 150    1 hundred + 5 tens + 0 ones     $100 + 50 + 0$

- c) 110 1 hundred + 1 ten + 0 ones  $100 + 10 + 0$   
 d) 260 2 hundreds + 6 tens + 0 ones  $200 + 60 + 0$   
 e) 179 1 hundred + 7 tens + 9 ones  $100 + 70 + 9$   
 f) 181 1 hundred + 8 tens + 1 one  $100 + 80 + 1$

**4. Write the expanded form :**

- a)  $598 = 500 + 90 + 8$   
 b)  $809 = 800 + 00 + 9$   
 c)  $722 = 700 + 20 + 2$   
 d)  $112 = 100 + 10 + 2$   
 e)  $229 = 200 + 20 + 9$   
 f)  $996 = 900 + 90 + 6$   
 g)  $353 = 300 + 50 + 3$   
 h)  $455 = 400 + 50 + 5$   
 i)  $825 = 800 + 20 + 5$   
 j)  $605 = 600 + 00 + 5$

**5. Form the numbers for the following :**

- a) 130      b) 148      c) 167

**Exercise 1.4**

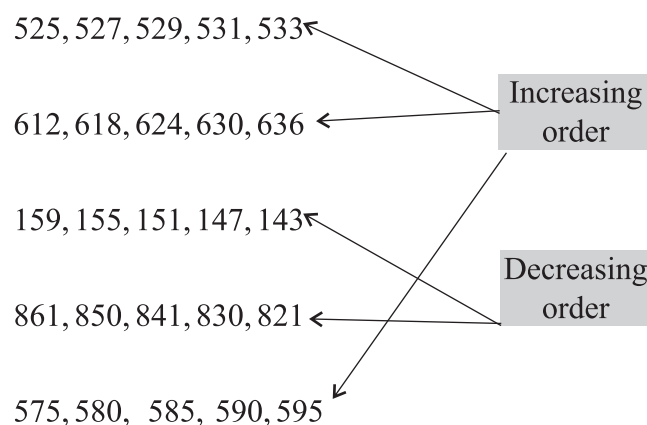
- Do it yourself.
- Look at the picture on the right and fill in the blanks :
  - Sumit is 1st in the queue.
  - Anil is last in the queue.
  - Shammi is 4th in the queue.
  - Swati is third in the queue.
  - Sumit is first in the queue.
- Fill in the boxes :
  - C is the 10th letter in MATHEMATICS.
  - O is the last (5th) letter in MANGO.
  - R is the 3rd letter in AEROPLANE.
  - E is the 1st letter in EARTH.

**Exercise 1.5**

- Write the following in increasing order :
  - 758, 225, 428, 961, 575,  
225, 428, 575, 758, 961
  - 996, 230, 755, 329, 828,  
230, 329, 755, 828, 996
- Write the following in decreasing order :
  - 220, 105, 962, 888, 610,  
962, 888, 610, 220, 105

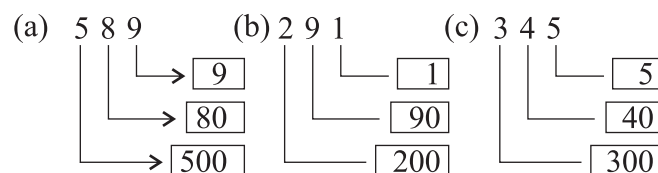
- b) 434, 237, 669, 585, 228,  
669, 585, 434, 237, 228

- Arrange the given numbers in increasing order  
7, 10, 15, 45, 55, 175
- Arrange the given numbers in decreasing order  
150, 90, 75, 50, 25, 15
- Match the sequence correctly :



**Chapter Wind up**

- Tick (✓) the correct answer :
  - iii) 243    b) iii) 3    c) ii) 655
- Fill in the place value of the following numbers :



- Fill in the blanks :
  - $100 + 30 + 7 = 137$
  - $50 + 3 = 53$
  - $100 + 10 + 9 = 119$
  - 1 hundred + 7 ones = 107
  - 1 hundred + 1 ten + 3 ones = 113
  - 1 hundred + 4 tens + 6 ones = 146
- Complete the following :
  - The face value of 3 in 136 is 3
  - The face value of 1 in 186 is 100



## Chapter-2 : Addition upto 100

### Make Doubles:

$$2+2 = 4 \quad 4+4 = 8 \quad 6+6 = 12$$

$$3+3 = 6 \quad 5+5 = 10 \quad 1+1 = 2$$

$$7+7 = 14 \quad 8+8 = 16 \quad 9+9 = 18$$

### Exercise 2.1

#### Add

$$1. \quad 39 \quad 2. \quad 78 \quad 3. \quad 57$$

$$4. \quad 39 \quad 5. \quad 185$$

### Exercise 2.2

#### 1. Fill in the blanks :

$$a) \quad 3 \text{ tens} + 16 \text{ ones} = 4 \text{ tens} + 6 \text{ ones} \\ 30 + 16 = 40 + 6$$

$$b) \quad 2 \text{ tens} + 11 \text{ ones} = 3 \text{ tens} + 1 \text{ one} \\ 20 + 11 = 30 + 1$$

$$c) \quad 1 \text{ ten} + 14 \text{ ones} = 2 \text{ tens} + 4 \text{ ones} \\ 10 + 14 = 20 + 4$$

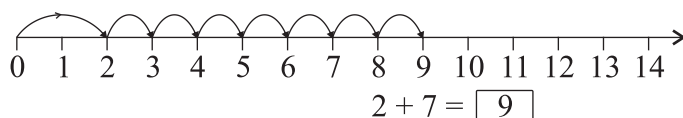
$$d) \quad 19 \text{ ones} = 1 \text{ ten} + 9 \text{ ones}$$

$$e) \quad 16 \text{ ones} = 1 \text{ ten} + 6 \text{ ones}$$

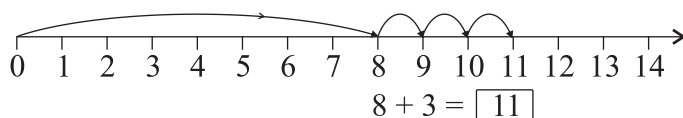
$$f) \quad 18 \text{ ones} = 1 \text{ ten} + 8 \text{ ones}$$

#### 2. Add the following on the number line :

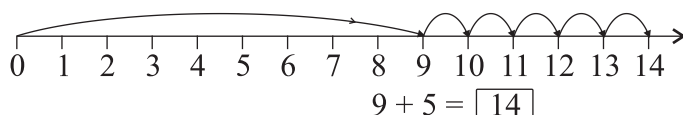
a) 2 and 7



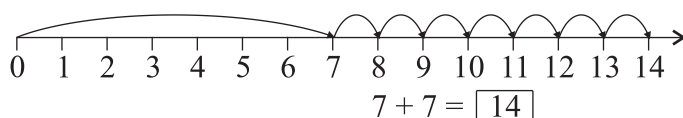
b) 8 and 3



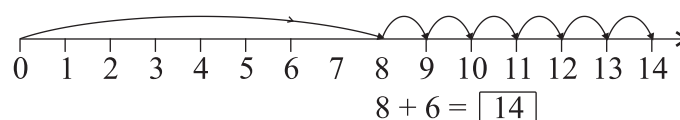
c) 9 and 5



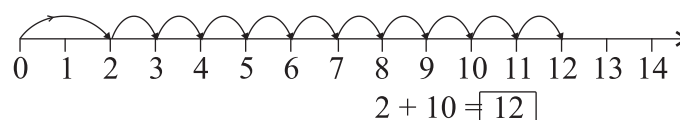
d) 7 and 7



e) 8 and 6



f) 2 and 10



### Exercise 2.3

#### Add the following

$$1. \quad 66 \quad 2. \quad 52 \quad 3. \quad 79 \quad 4. \quad 39 \quad 5. \quad 61$$

$$6. \quad 78 \quad 7. \quad 84 \quad 8. \quad 62 \quad 9. \quad 79 \quad 10. \quad 88$$

$$11. \quad 77 \quad 12. \quad 79 \quad 13. \quad 67 \quad 14. \quad 66 \quad 15. \quad 58$$

#### Search out

#### Fill in the blanks. You will find a pattern.

$$5 + 10 = 15 \quad 4 + 21 = 25$$

$$5 + 20 = 25 \quad 4 + 31 = 35$$

$$5 + 30 = 35 \quad 4 + 41 = 45$$

$$5 + 40 = 45 \quad 4 + 51 = 55$$

$$5 + 50 = 55 \quad 4 + 61 = 65$$

$$5 + 60 = 65 \quad 4 + 71 = 75$$

### Exercise 2.4

#### 1. Add the following :

$$a. \quad 12 \quad b. \quad 18 \quad c. \quad 13 \quad d. \quad 17$$

$$e. \quad 16 \quad f. \quad 12 \quad g. \quad 14 \quad h. \quad 10$$

$$i. \quad 15 \quad j. \quad 17 \quad k. \quad 20 \quad l. \quad 14$$

$$m. \quad 20 \quad n. \quad 17 \quad o. \quad 17 \quad p. \quad 11$$

$$q. \quad 12 \quad r. \quad 21 \quad s. \quad 15 \quad t. \quad 12$$

#### 2. Solve

$$a. \quad 15 \quad b. \quad 23 \quad c. \quad 13$$

### Exercise 2.5

#### Add the following:

$$a. \quad 84 \quad b. \quad 72 \quad c. \quad 84 \quad d. \quad 90$$

$$e. \quad 46 \quad f. \quad 40 \quad g. \quad 63 \quad h. \quad 93$$

$$i. \quad 78 \quad j. \quad 79 \quad k. \quad 126 \quad l. \quad 55$$

#### 2. Solve:

$$a. \quad 96 \quad b. \quad 71$$

### Exercise 2.6

#### Add the following:

$$a. \quad 73 \quad b. \quad 80 \quad c. \quad 62 \quad d. \quad 70 \quad e. \quad 71$$

$$f. \quad 84 \quad g. \quad 86 \quad h. \quad 89 \quad i. \quad 100 \quad j. \quad 100$$

$$k. \quad 181 \quad l. \quad 146 \quad m. \quad 165 \quad n. \quad 91 \quad o. \quad 146$$

## Word Problems

1. 64 2. 54 3. 81 4. 30 5. 29

### Chapter Wind Up

#### 1. Add the following

- a. 19 b. 15 c. 104 d. 8 e. 15  
f. 122 g. 14 h. 323 i. 84 j. 146  
k. 60 l. 93 m. 70 n. 91 o. 50  
p. 70 q. 93 r. 81 s. 92 t. 63  
u. 96 v. 132 w. 113 x. 131 y. 92

## Chapter-3 : Subtraction from 100

### Solve the following:

- a. 52 b. 74 c. 31 d. 23  
e. 53 f. 62 g. 61 h. 12

### Write the fact file for each triangle:

$9+7=16$

$7+9=16$

$16-9=7$

$16-7=9$

$15+10=25$

$10+15=25$

$25-15=10$

$25-10=15$

$7+6=13$

$6+7=13$

$13-7=6$

$13-6=7$

$8+7=15$

$7+8=15$

$15-8=7$

$15-7=8$

$9+8=17$

$8+9=17$

$17-9=8$

$17-8=9$

$5+4=9$

$4+5=9$

$9-5=4$

$9-4=5$

$8+6=14$

$6+8=14$

$14-8=6$

$14-6=8$

### Relation Between Addition and Subtraction

#### Fill in the blanks:

$35 + 6 = 41 \longrightarrow 41 - 6 = 35$

$24 + 8 = 32 \longrightarrow 32 - 8 = 24$

$62 + 9 = 71 \longrightarrow 71 - 9 = 62$

$47 + 6 = 53 \longrightarrow 53 - 6 = 47$

$29 + 7 = 36 \longrightarrow 36 - 7 = 29$

$54 + 6 = 60 \longrightarrow 60 - 6 = 54$

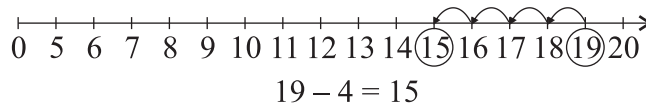
## Exercise 3.1

### 1. Subtract:

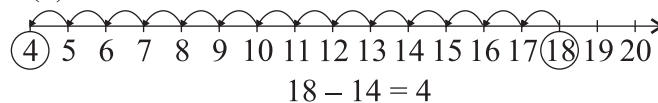
- a. 52 b. 55 c. 93 d. 74  
e. 83 f. 51 g. 64 h. 91  
i. 62 j. 56 k. 61 l. 82  
m. 78 n. 64 o. 65 p. 63

### 2. Subtract on the number line:

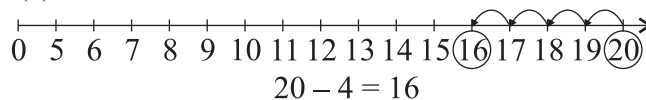
(a)  $19 - 4$



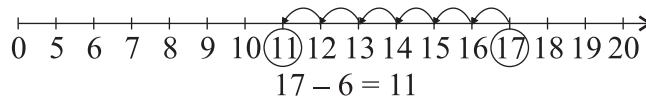
(b)  $18 - 14$



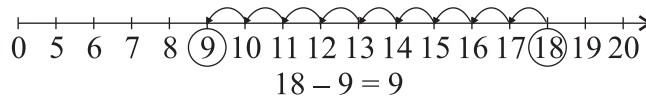
(c)  $20 - 4$



(d)  $17 - 6$



(e)  $18 - 9$



## Exercise 3.2

### Find the difference:

1. 26 2. 05 3. 09 4. 38  
5. 22 6. 25 7. 15 8. 17  
9. 47 10. 19 11. 59 12. 37  
13. 18 14. 16 15. 08 16. 08

## Exercise 3.3

### 1. Fill in the boxes :

- a) If  $45 - 30 = 15$ , then  $30 + 15 = 45$   
b) If  $68 - 51 = 17$ , then  $51 + 17 = 68$   
c) If  $66 - 33 = 33$ , then  $33 + 33 = 66$   
d) If  $84 - 42 = 42$ , then  $42 + 42 = 84$   
e) If  $90 - 36 = 54$ , then  $36 + 54 = 90$

### 2. Subtract and check your answer using addition:

a) 
$$\begin{array}{r} \text{T} \quad \text{O} \\ 8 \quad 4 \\ - 1 \quad 1 \\ \hline 7 \quad 3 \end{array}$$

$$\begin{array}{|c|c|} \hline 1 & 1 \\ \hline 7 & 3 \\ \hline 8 & 4 \\ \hline \end{array}$$

b) 
$$\begin{array}{r} \text{T} \quad \text{O} \\ 9 \quad 4 \\ - 7 \quad 3 \\ \hline 2 \quad 1 \end{array}$$

$$\begin{array}{|c|c|} \hline 7 & 3 \\ \hline 2 & 1 \\ \hline 9 & 4 \\ \hline \end{array}$$

c)  $\begin{array}{r} \text{T O} \\ 22 \\ - 19 \\ \hline 03 \end{array}$  +  $\begin{array}{|c|c|} \hline 1 & 9 \\ \hline 0 & 3 \\ \hline 2 & 2 \\ \hline \end{array}$

d)  $\begin{array}{r} \text{T O} \\ 51 \\ - 41 \\ \hline 10 \end{array}$  +  $\begin{array}{|c|c|} \hline 4 & 1 \\ \hline 1 & 0 \\ \hline 5 & 1 \\ \hline \end{array}$

e)  $\begin{array}{r} \text{T O} \\ 68 \\ - 46 \\ \hline 22 \end{array}$  +  $\begin{array}{|c|c|} \hline 4 & 6 \\ \hline 2 & 2 \\ \hline 6 & 8 \\ \hline \end{array}$

f)  $\begin{array}{r} \text{T O} \\ 68 \\ - 44 \\ \hline 24 \end{array}$  +  $\begin{array}{|c|c|} \hline 4 & 4 \\ \hline 2 & 4 \\ \hline 6 & 8 \\ \hline \end{array}$

g)  $\begin{array}{r} \text{T O} \\ 85 \\ - 64 \\ \hline 21 \end{array}$  +  $\begin{array}{|c|c|} \hline 6 & 4 \\ \hline 2 & 1 \\ \hline 8 & 5 \\ \hline \end{array}$

h)  $\begin{array}{r} \text{T O} \\ 79 \\ - 15 \\ \hline 64 \end{array}$  +  $\begin{array}{|c|c|} \hline 1 & 5 \\ \hline 6 & 4 \\ \hline 7 & 9 \\ \hline \end{array}$

### Exercise 3.4

1. Complete the following table using the  $10 \times 10$  grid :

Five less (-5)		Five more (+5)
42	47	52
45	50	55
44	49	54
35	40	45
70	75	80
49	54	59
33	38	43
57	62	67
27	32	37
66	71	76

Twenty less (-20)		Twenty more (+20)
19	39	59
42	62	82
60	80	100
14	34	54
51	71	91
07	27	47
27	47	67
33	53	73
58	78	98
55	75	95

2. Use  $10 \times 10$  grid to add or subtract :

a)  $63 + 20 = 83$  b)  $87 - 51 = 36$   
c)  $50 + 20 = 70$  d)  $27 - 6 = 21$   
e)  $78 - 22 = 56$  f)  $67 - 23 = 44$   
g)  $56 + 89 = 145$  h)  $54 - 28 = 26$   
i)  $53 + 30 = 83$  j)  $64 - 34 = 30$   
k)  $79 - 15 = 64$  l)  $96 - 48 = 48$   
m)  $10 + 65 = 75$  n)  $23 - 7 = 16$   
o)  $25 - 10 = 15$  p)  $45 - 15 = 30$   
q)  $88 - 36 = 52$  r)  $69 - 49 = 20$   
s)  $61 + 15 = 76$  t)  $51 - 48 = 03$   
u)  $38 + 15 = 53$  v)  $81 - 39 = 42$

### Exercise 3.5

1.  $\begin{array}{r} \text{T O} \\ 18 \\ - \quad 9 \\ \hline \quad 9 \end{array}$  9 toffees are left with him.

2.  $\begin{array}{r} \text{T O} \\ 76 \\ - 15 \\ \hline 61 \end{array}$  61 boys are healthy.

3.  $\begin{array}{r} \text{T O} \\ 63 \\ - 25 \\ \hline 38 \end{array}$  Total number of boys = 38

4.  $\begin{array}{r} \text{T O} \\ 98 \\ - 79 \\ \hline 19 \end{array}$  19 seats are left.

5.  $\begin{array}{r} \text{T O} \\ 23 \\ - \quad 8 \\ \hline 15 \end{array}$  15 beads are left with Neeta.

6.  $\begin{array}{r} \text{T O} \\ 42 \\ - 15 \\ \hline 27 \end{array}$  27 letters are yet to be delivered.

### Chapter Wind Up

1. Tick (✓) the correct answer :

- a) ii) difference b) i) subtraction  
c) iii) 38

2. Subtract the following :

- a. 11 b. 13 c. 49 d. 41 e. 90

3. Find the difference and check your answer using addition :

- a. 44 b. 05 c. 10 d. 21

### Chapter -4 : Multiplication

#### Exercise 4.1

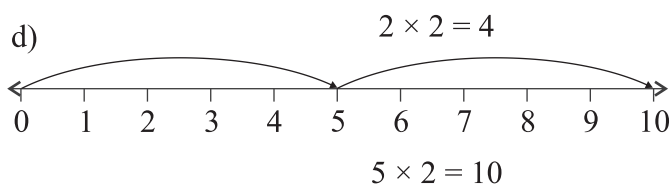
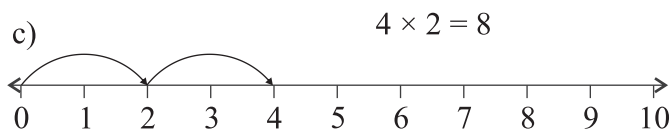
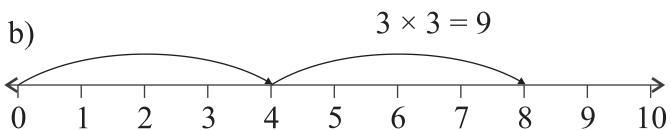
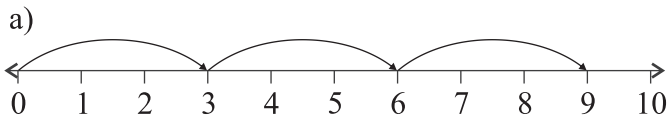
1. Fill the following boxes :

a)  $5 + 5 + 5 + 5 + 5 = 25$   
 $5 \times 5 = 25$   
b)  $3 + 3 + 3 + 3 = 12$   
 $3 \times 4 = 12$

## 2. Multiply :

- a)  $2 \times 6 = 12$       b)  $3 \times 6 = 18$   
 c)  $4 \times 5 = 20$       d)  $4 \times 3 = 12$   
 e)  $5 \times 5 = 25$       f)  $5 \times 3 = 15$

## 3. Multiply the following numbers on the number line :



### Exercise 4.2

#### 1. Fill the following :

- a)  $6 \times 3 = 18$       b)  $2 \times 4 = 8$

### Exercise 4.3

1.  $2 \times 6 = 12$       2.  $5 \times 2 = 10$   
 3.  $8 \times 3 = 24$       4.  $4 \times 5 = 20$   
 5.  $5 \times 4 = 20$

## Chapter Wind Up

### 1. Complete the table :

	Number of groups	Number of each group		Total Number
$3 \times 3$	3	3		9
$4 \times 4$	4	4		16
$6 \times 5$	6	5		30

### 2. Write multiplication sentences for the following addition sentences :

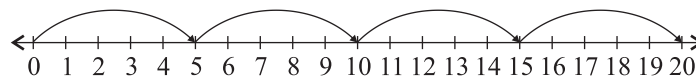
- a)  $4 + 4 + 4 + 4 + 4 + 4 = 4 \times 6 = 24$   
 b)  $2 + 2 + 2 + 2 + 2 + 2 + 2 = 2 \times 7 = 14$   
 c)  $6 + 6 + 6 + 6 + 6 = 6 \times 5 = 30$   
 d)  $8 + 8 + 8 + 8 + 8 + 8 + 8 = 8 \times 7 = 56$

## 3. Fill in the blanks :

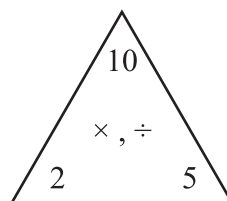
- a)  $2 \times 8 = 16$       a)  $7 \times 6 = 42$   
 c)  $5 \times 7 = 35$       a)  $6 \times 8 = 48$

## 4. Use the number line to find :

$$5 \times 4 = 20$$



## Chapter -5 : Division

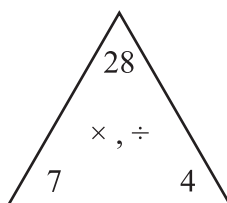


$$5 \times 2 = 10$$

$$2 \times 5 = 10$$

$$10 \div 5 = 2$$

$$10 \div 2 = 5$$

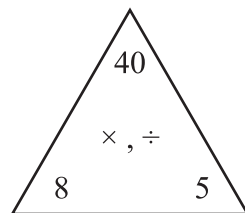


$$7 \times 4 = 28$$

$$4 \times 7 = 28$$

$$28 \div 7 = 4$$

$$28 \div 4 = 7$$



$$8 \times 5 = 40$$

$$5 \times 8 = 40$$

$$40 \div 8 = 5$$

$$40 \div 5 = 8$$

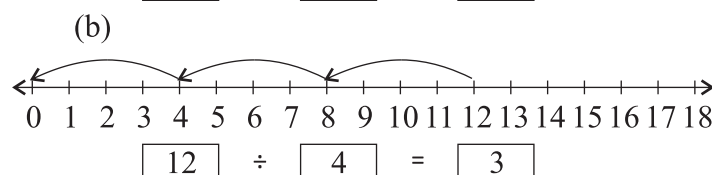
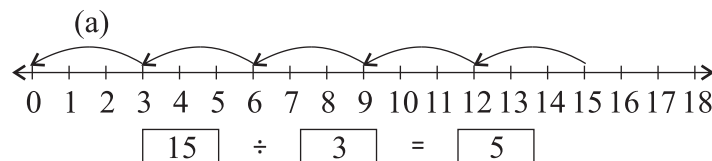
### Exercise 5.1

#### Fill up the boxes:

1. Each will get 3 apples.  $12 \div 4 = 3$   
 2. Each will get 2 fishes.  $10 \div 5 = 2$

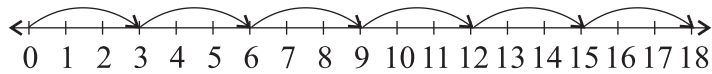
### Exercise 5.2

#### 1. Write the division facts as shown on the number lines :

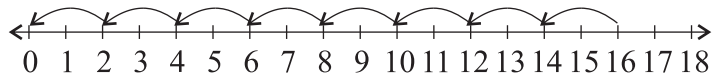


**2. Show the division fact on the number line :**

(a)  $18 \div 3 = 6$



(b)  $16 \div 2 = 8$



**Exercise 5.3**

1. Number of jalebis = 18  
 Number of jalebis each child get = 2  
 Number of friends of Rakesh who got jalebis =  $18 \div 2 = 9$   
 9 Friends of Rakesh got jalebis
2. Number of lions = 16  
 Number of lion in each cage = 4  
 Number of cages =  $16 \div 4 = 4$   
 There are 4 cages

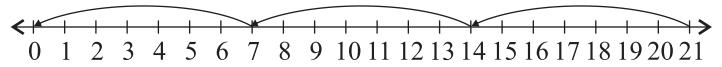
**Chapter Wind Up**

**1. Tick (✓) the correct answer :**

- a) iii) 3      b) ii)  $10 \div 2 = 5$       c) iv)  $\div$

**2. Show the division fact on the number line :**

$21 \div 7 = 3$



**3. Cost of book = ₹ 15**

Number of children = 3

Amount paid by each children =  $15 \div 3 = 5$

Each children should pay Rs. 5

**4. Bowl will get 4 marbles.**

$16 \div 4 = 4$

---

## EVS : Term-2

### Chapter-1 Meet My Family

#### A. Multiple choice questions.

1. (b) three      2. (a) joint

#### B. Fill in the blanks with the words given below.

1. happy      2. four      3. parents, two  
4. lots

#### C. Draw ☺ for true and ☹ for false statements.

1. ☹      2. ☺      3. ☺  
4. ☺      5. ☺

#### D. Answer these questions.

1. A family is a group of people that are related to one other.
2. The three type of families are - 1. Small, 2. Big, 3. Joint.
3. Small family always known as a happy family because their needs can be fulfilled easily.
4. A big family includes parents and more than two kids.
5. A joint family includes parents, their sons and families of their sons.

#### E. Write the names of the following members of your family.

Do it yourself

#### Personal Skills

Do it yourself

#### Life Skills

Do it yourself

#### Activity

Do it yourself

### Chapter-2 My Favourite Hobbies

#### A. Fill in the blanks with the words given below.

1. happiness      2. poems      3. stamp  
4. sings      5. naughty

#### B. Draw ☺ for true and ☹ for false statements.






1. ☹      2. ☺      3. ☺  
4. ☹      5. ☺

#### C. Answer these questions.

1. Hobbies are those activities that we do in free time.

2. No, all the people do not enjoy similar hobby.
3. We develop hobbies to keep us busy, relax and make us glad.
4. Collection of different kinds of stamps is called stamp collection.
5. Hobby keep us busy in free time by different types of activities. Example :- Painting, singing, reading, writing and playing games.

#### D. Match the following.

- |   |   |              |
|---|---|--------------|
| 1.   | → | i. Painting  |
| 2.   | → | ii. Singing  |
| 3.   | → | iii. Writing |
| 4.   | → | iv. Music    |
| 5.  | → | v. Cricket   |

#### Personal Skills

- a. art and craft.

#### Life Skills

Do it yourself

#### Activity

Do it yourself

### Chapter-3 Food We Eat

#### A. Multiple choice questions.

1. (d) energy      2. (b) energy-giving  
3. (c) body-building      4. (a) protective

#### B. Fill in the blanks with the words given below.

1. raw      2. cook      3. digest  
4. stale      5. rinse

#### C. Draw ☺ for true and ☹ for false statements.

1. ☺      2. ☺      3. ☹      4. ☹      5. ☺

#### D. Answer these questions.

1. Foods which give us energy are called energy-giving food.
2. Food which support our bones and muscles to grow stronger are body-building food.
3. Foods which protect us from diseases are called protective food.

- A person who eats food obtained from plants and consume milk products are called vegetarians.
- Yes, I follow golden food habits because they keep us healthy.

**E. Circle the odd one out.**

- milk
- pulses
- sugar

**HOTS**

Do it yourself

**Activity**

Do it yourself

**Life Skills**

Do it yourself

**Chapter-4 Growing Up**

**A. Multiple choice questions.**

- (b) a milk bottle
- (c) grandfather
- (d) seedling
- (a) grow

**B. Fill in the blanks with the words given below.**

- babies
- plants
- adults
- birdling

**C. Draw ☺ for true and ☹ for false statement.**

- ☹
- ☺
- ☺
- ☺
- ☺
- ☹

**D. Answer these questions.**

- A seedling grows finally into a tree.
- A birdling comes out from a small egg.
- Living things grow.
- Being an adult means growing of a child to man.

**E. Do it yourself**

**Personal Skills**

When we are teenagers.

**Life Skills**

Do it yourself

**Activity**

Do it yourself

**Chapter-5 House We Live In**

**A. Multiple choice questions.**

- (b) clean
- (a) cook
- (a) cobwebs

**B. Fill in the blanks with the words given below.**

- home
- diseases
- vacuum cleaner
- Sweeping

**C. Answer these questions.**

- Bedroom, bathroom, drawing room, kitchen.

- Mop, broom, dusting cloth, vacuum cleaner.
- The house where we live with our family members is called a home.
- Animals that live with us in our home are called pets.
- We don't like animals that spread diseases.

**HOTS**

Do it yourself

**Activity**

Do it yourself

**Chapter-5 Houses**

**A. Multiple choice questions.**

- (d) pucca house
- (c) bad weather
- (a) a. igloo
- (a) tent

**B. Fill in the blanks with the words given below.**

- carvan
- houseboat
- snow
- house
- cottage

**C. Draw ☺ for true and ☹ for false statements.**

- ☺
- ☺
- ☺
- ☺
- ☺

**D. Answer these questions.**

- A house protects us from bad weather and keeps us safe.
- Carvan is known as a house on wheels.
- A house made of bricks of snow is an igloo.
- Stilt houses are made in the place where flood is very common.
- Kutch houses are known as temporary house.

**E. Match the following.**

- |                |        |                                       |
|----------------|--------|---------------------------------------|
| 1. Flat        | → i.   | A house floating on water             |
| 2. Stilt house | → ii.  | A large sprawling house with a garden |
| 3. Houseboat   | → iii. | A poor man's shelter                  |
| 4. Shack       | → iv.  | A house in a huge building            |
| 5. Bungalow    | → v.   | A house made on wooden poles          |

**HOTS**

Persons staying in stilt houses pull up their ladders at night, so as any animals do not climb up in their house.

## Activity

Find these words in given wordsearch below.

W	S	I	N	A	L	P	I	N	E
I	H	O	S	P	I	T	A	L	G
N	O	N	C	N	G	A	M	E	L
D	T	G	S	C	H	O	O	L	O
M	A	P	A	R	T	M	E	N	T
I	H	O	T	C	H	U	R	C	H
L	E	I	G	L	O	O	Y	O	O
L	H	L	A	N	U	D	E	R	U
G	N	I	O	G	S	O	L	S	S
C	A	S	T	L	E	S	H	I	E

## Life Skills

Do it yourself

## Chapter-7 The World of Plants

### A. Multiple choice questions.

- (a) Big
- (c) shrub
- (c) herb
- climbers

### B. Fill in the blanks with the words given below.

- trees
- shrubs
- rose, henna
- herbs
- lotus, waterlily

### C. Draw ☺ for true and ☹ for false statements.

- ☺
- ☺
- ☺
- ☺
- ☺

### D. Answer these questions.

- Plants that have strong stem and stand straight are called big plants.
- Rose, marigold.
- Smaller plants with green and soft stems are known as herbs.
- Climbers need support to stand straight because they have weak stems.
- Lotus, waterlily.

## HOTS

A. (a) milk

## Activity

Do it yourself

## Life Skills

Do it yourself.

## Chapter-8 Animal Kingdom

### A. Multiple choice questions.

- (c) milk
- (d) elephant
- (b) dog
- (c) honey bees

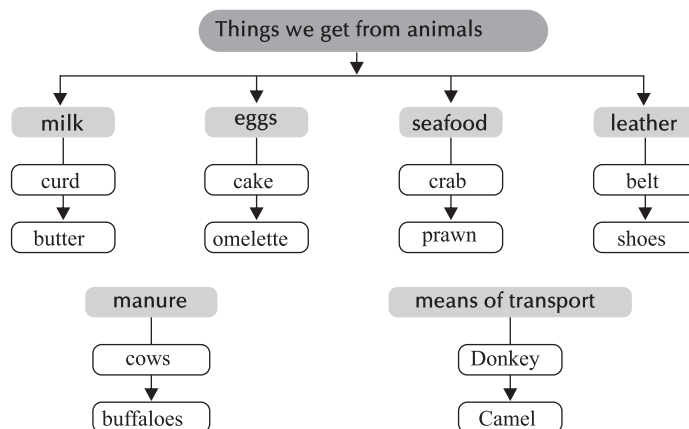
### B. Fill in the blanks with the words given below.

- sheep
- silkworm
- hens
- donkey

### C. Answer these questions.

- Animals kept in backyard are called domestic animals.
- Animals such as oxen helps us to draw water from wells, ploughing and thrashing grains.
- Flesh eating people are known as non-vegetarian.
- Curd, cheese.
- Donkey, elephant.

### D. Complete this flow chart.



## HOTS

A. Carnivorous

B. (b) Make understand the kids that hurting animals is very bad.

## Activity

A. Solve the crossword with the following hints.

																																																																																																																																																																																																																																																																																																																																																																																																																																																																																																																																																																																																																																																																																																																																																																																																																																																																																																																																																																																																																																																																																																																																																																																																																																																																																																																																																																																																																																																																																																																																																																																														</
--	--	--	--	--	--	--	--	--	--	--	--	--	--	--	--	--	--	--	--	--	--	--	--	--	--	--	--	--	--	--	--	--	--	--	--	--	--	--	--	--	--	--	--	--	--	--	--	--	--	--	--	--	--	--	--	--	--	--	--	--	--	--	--	--	--	--	--	--	--	--	--	--	--	--	--	--	--	--	--	--	--	--	--	--	--	--	--	--	--	--	--	--	--	--	--	--	--	--	--	--	--	--	--	--	--	--	--	--	--	--	--	--	--	--	--	--	--	--	--	--	--	--	--	--	--	--	--	--	--	--	--	--	--	--	--	--	--	--	--	--	--	--	--	--	--	--	--	--	--	--	--	--	--	--	--	--	--	--	--	--	--	--	--	--	--	--	--	--	--	--	--	--	--	--	--	--	--	--	--	--	--	--	--	--	--	--	--	--	--	--	--	--	--	--	--	--	--	--	--	--	--	--	--	--	--	--	--	--	--	--	--	--	--	--	--	--	--	--	--	--	--	--	--	--	--	--	--	--	--	--	--	--	--	--	--	--	--	--	--	--	--	--	--	--	--	--	--	--	--	--	--	--	--	--	--	--	--	--	--	--	--	--	--	--	--	--	--	--	--	--	--	--	--	--	--	--	--	--	--	--	--	--	--	--	--	--	--	--	--	--	--	--	--	--	--	--	--	--	--	--	--	--	--	--	--	--	--	--	--	--	--	--	--	--	--	--	--	--	--	--	--	--	--	--	--	--	--	--	--	--	--	--	--	--	--	--	--	--	--	--	--	--	--	--	--	--	--	--	--	--	--	--	--	--	--	--	--	--	--	--	--	--	--	--	--	--	--	--	--	--	--	--	--	--	--	--	--	--	--	--	--	--	--	--	--	--	--	--	--	--	--	--	--	--	--	--	--	--	--	--	--	--	--	--	--	--	--	--	--	--	--	--	--	--	--	--	--	--	--	--	--	--	--	--	--	--	--	--	--	--	--	--	--	--	--	--	--	--	--	--	--	--	--	--	--	--	--	--	--	--	--	--	--	--	--	--	--	--	--	--	--	--	--	--	--	--	--	--	--	--	--	--	--	--	--	--	--	--	--	--	--	--	--	--	--	--	--	--	--	--	--	--	--	--	--	--	--	--	--	--	--	--	--	--	--	--	--	--	--	--	--	--	--	--	--	--	--	--	--	--	--	--	--	--	--	--	--	--	--	--	--	--	--	--	--	--	--	--	--	--	--	--	--	--	--	--	--	--	--	--	--	--	--	--	--	--	--	--	--	--	--	--	--	--	--	--	--	--	--	--	--	--	--	--	--	--	--	--	--	--	--	--	--	--	--	--	--	--	--	--	--	--	--	--	--	--	--	--	--	--	--	--	--	--	--	--	--	--	--	--	--	--	--	--	--	--	--	--	--	--	--	--	--	--	--	--	--	--	--	--	--	--	--	--	--	--	--	--	--	--	--	--	--	--	--	--	--	--	--	--	--	--	--	--	--	--	--	--	--	--	--	--	--	--	--	--	--	--	--	--	--	--	--	--	--	--	--	--	--	--	--	--	--	--	--	--	--	--	--	--	--	--	--	--	--	--	--	--	--	--	--	--	--	--	--	--	--	--	--	--	--	--	--	--	--	--	--	--	--	--	--	--	--	--	--	--	--	--	--	--	--	--	--	--	--	--	--	--	--	--	--	--	--	--	--	--	--	--	--	--	--	--	--	--	--	--	--	--	--	--	--	--	--	--	--	--	--	--	--	--	--	--	--	--	--	--	--	--	--	--	--	--	--	--	--	--	--	--	--	--	--	--	--	--	--	--	--	--	--	--	--	--	--	--	--	--	--	--	--	--	--	--	--	--	--	--	--	--	--	--	--	--	--	--	--	--	--	--	--	--	--	--	--	--	--	--	--	--	--	--	--	--	--	--	--	--	--	--	--	--	--	--	--	--	--	--	--	--	--	--	--	--	--	--	--	--	--	--	--	--	--	--	--	--	--	--	--	--	--	--	--	--	--	--	--	--	--	--	--	--	--	--	--	--	--	--	--	--	--	--	--	--	--	--	--	--	--	--	--	--	--	--	--	--	--	--	--	--	--	--	--	--	--	--	--	--	--	--	--	--	--	--	--	--	--	--	--	--	--	--	--	--	--	--	--	--	--	--	--	--	--	--	--	--	--	--	--	--	--	--	--	--	--	--	--	--	--	--	--	--	--	--	--	--	--	--	--	--	--	--	--	--	--	--	--	--	--	--	--	--	--	--	--	--	--	--	--	--	--	--	--	--	--	--	--	--	--	--	--	--	--	--	--	--	--	--	--	--	--	--	--	--	--	--	--	--	--	--	--	--	--	--	--	--	--	--	--	--	--	--	--	--	--	--	--	--	--	--	--	--	--	--	--	--	--	--	--	--	--	--	--	--	--	--	--	--	--	--	--	--	--	--	--	--	--	--	--	--	--	--	--	--	--	--	--	--	--	--	--	--	--	--	--	--	--	--	--	--	--	--	--	--	--	--	--	--	--	--	--	--	--	--	--	--	--	--	--	--	--	--	--	--	--	--	--	--	--	--	--	--	--	--	--	--	--	--	--	--	--	--	--	--	--	--	--	--	--	--	--	--	--	--	--	--	--	--	--	--	--	--	--	--	--	--	--	--	--	--	--	--	--	--	--	--	--	--	--	--	--	--	--	--	--	--	--	--	--	--	--	--	--	--	--	--	--	--	--	--	--	--	--	--	--	--	--	--	--	--	--	--	--	--	--	--	--	--	--	--	--	--	--	--	--	--	--	--	--	--	--	--	--	--	--	--	--	--	--	--	--	--	--	--	--	--	--	--	--	--	--	--	--	--	--	--	--	--	--	--	--	--	--	--	--	--	--	--	--	--	--	--	--	--	--	--	--	--	--	--	--	--	--	--	--	--	--	--	--	--	--	--	--	--	--	--	--	--	--	--	--	--	--	--	--	--	--	--	--	--	--	--	--	--	--	--	--	--	--	--	--	--	--	--	--	--	--	--	--	--	--	--	--	--	--	--	--	--	--	--	--	--	--	--	--	--	--	--	--	--	--	--	--	--	--	--	--	--	--	--	--	--	--	--	--	--	--	--	--	--	--	--	--	--	--	--	--	--	--	--	--	--	--	--	--	--	--	--	--	--	--	--	--	--	--	--	--	--	--	--	--	--	--	--	--	--	--	--	--	--	--	--	--	--	--	--	--	--	--	--	--	--	--	--	--	--	--	--	--	--	--	--	--	--	--	--	--	--	--	--	--	--	--	--	--	--	--	--	--	--	--	--	--	--	--	--	--	--	--	--	--	--	--	--	--	--	--	--	--	--	--	--	--	--	--	--	--	--	--	--	--	--	--	--	--	--	--	--	--	--	--	--	--	--	--	--	--	--	--	--	--	--	--	--	--	--	--	--	--	--	--	--	--	--	--	--	--	--	--	--	--	--	--	--	--	--	--	--	--	--	--	--	--	--	--	----

## Life Skills

Do it yourself