




Young Mind

An integrated Term Book Series

Class 1 Term 1

Teacher Manual



AN ISO 9001:2015 CERTIFIED COMPANY

Open Books[®] Int.

Content

Term-1

1.	English	0-00
2.	Grammar	0-00
3.	Math	0-00
4.	EVS	0-00

Term-2

1.	English	0-00
2.	Grammar	0-00
3.	Math	0-00
4.	EVS	0-00



Young Mind Book-1

English : Term-1

Chapter 1. Meet and My Self

EXERCISES

A. Tick (✓) the correct answer:

- (a) six years 2. (a) office
- (a) Small family

B. Answer the following questions:

- My name is (your name).
- I am six years old.
- Yes, I have a small family.
- The name of my school is (school name)

C. Fill in the blanks:

- I 2. Family
- Household work 4. Office

Using Grammar

A. Here are some answers. Frame questions to get these answers:

- In which class do you study?
- What is the name of your school?
- Who is your brother?
- Ans: What kind of family do you have?

B. Fill in the bubbles with 'you' or 'I':

Are you a girl?
Yes, I am a girl.
How old are you?
I am six years old.

C. Find the missing letters from the leaves and complete the words:

Father Brother
boy Girl
family Woman
Brother school

D. Cross the odd one out:

boy	man	uncle	girl
mother	brother	woman	aunt
good	six	four	five
table	chair	bed	car

E. Match the opposite gender:

- Father (b) Mother
- Girl (c) Boy
- Uncle (a) Aunt

F. Make new words by removing any one letter:

Year ear this his

Mother other man an

G. Read yourself.

Writing Skills

Do it yourself.

Activity

Match the pictures to form words:

Chair + Man = Chairman
Sun + Flower = Sunflower

Chapter 2. I Love Fruits

EXERCISES

A. Tick (✓) the correct answer:

- (a) Fruits 2. (c) Fruits

B. Answer the following questions:

- We should eat a lot of fruits more.
- We should eat chocolates and sweets less.
- We should eat fruits a lot of fruits because they make us strong, give us energy to play and we can live long.

C. Fill in the blanks:

- Lots of fruits we must eat.
- Less of chocolaes and less of sweets.
- Fruits make you strong.
- They make you live long.

Using Grammar

A. Match the opposites:

big	small
strong	weak
tall	short
last	first


B. Look at the pictures and complete the sentences:

- Anju is buying fruits.
- Pooja is buying sweets.
- Anita is buying chocolates.
- Rohit is buying fruits.

C. Select the rhyming words from the box and write them in the blanks:

- | | | | |
|---------|-------|-------|--------|
| 1. Eat | sweet | Long | strong |
| 2. Play | Day | Fruit | suit |
| 3. Live | Give | Make | take |
| 4. Last | fast | Will | hill |
| 5. All | wall | Less | mess |

D. Look at the pictures and letters. Rearrange the letters to write the correct names of the pictures:



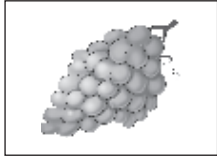
ORANGE



GUAVA



PEAR



GRAPES



WATERMELON



PAPAYA

E. Change one letter at a time and write the new words formed. One is done for you:

Eat	Cat	Can	Ran
Make	Take	Made	Fade
Play	Clay	Clap	Flap
Top	Toe	Woe	Won
Heat	Seat	Beat	Bean

Writing Skills

Complete the paragraph:

- I love to eat grapes.
- My favourite fruit is apple.
- It is red in colour.
- Fruits make us strong and healthy.

Activity

Search the names of these fruits:

- | | |
|---------------|---------------|
| 1. MANGO | 2. WATERMELON |
| 3. STRAWBERRY | 4. APPLE |
| 5. GRAPES | 6. ORANGE |

C. Fill in the blanks:

- My school name is Bal Vidya Mandir.
- It is a big and good school.
- I learn to read and write here.
- There are many teachers in my school.

Using Grammar

A. Ask questions to get these answers:

- What does she teach you?
- Where do you play?
- How many desks and benches are there?

B. Match the opposites:

big	small
good	bad
many	few
new	old

C. Nouns are naming words. The names of the following things are nouns. Name these things:

- | | |
|---------------|--------------------|
| 1. Blackboard | 2. Chair and Table |
| 3. Chair | 4. Pen |
| 5. Book | 6. Bag |

D. An anagram is a word formed by switching the letters of another in different order.

How	Who
Read	Dear
Bin	Nib
Art	Rat
Top	Pot

E. Join the two parts of these words and write the new words in the provided spaces:

Teach	+	er	=	Teacher
Farm	+	er	=	Farmer
sing	+	er	=	Singer
sweep	+	er	=	Sweeper

F. Add 'ool' to the alphabets given below. Read the words thus formed:

pool	fool	cool	tool
------	------	------	------

Writing Skills

Look at the picture and describe the person:

Ramu is a peon in our school.

He always wears uniform.

He rings the bell.

After every hour.

Activity

Do it yourself.

Chapter 3. My School

EXERCISES

A. Tick (✓) the correct answer:

- (a) School
- (b) Playground
- (b) In the playground

B. Answer the following questions:

- Yes, I go to school every day.
- The name of my class teacher is
- She teaches us English.
- There are 40 desks and benches in my classroom.
- Yes, I keep my classroom clean.

Chapter 4. Bell the Cat?

EXERCISES

A. Tick (✓) the correct answer:

- (b) in a grocer's shop
- (c) A cat
- (c) No one

B. Answer the following questions:

- The mice ate grains, dry fruits, bread and biscuits, jam and cheese.
- One day, the grocer brought a big, fat cat to his shop. Now the mice could not eat freely.
- The mouse gave the idea that we must tie a bell around cat's neck.
- The old mouse said, "Stop! Can you tell me who will bell the cat?"

C. Fill in the blanks:

- There was plenty of food in the shop.
- One day, the grocer brought a big, fat cat to the shop.
- The mice were worried.
- The cat moved very softly and swiftly.
- They had no answer.

Using Grammar

A. Ask questions to get these answers:

- Who were worried?
- Who moves very softly and swiftly?
- What will ring when the cat moves?
- Who had no answer?

B. Name the following people:



Grocer



Chemist



Fruit-seller



Cloth merchant

C. Write the plurals:

Singular	Plural
Mouse	Mice
Monkey	Monkeys
Bird	Birds

D. Match the opposites:

fast	slow
hot	cold
fat	thin
soft	hard
good	bad

Writing Skills

A. Form new words by adding these letters:

- | | | |
|-------------|------------|-----------|
| 1. Trouser | 2. Mice | 3. cheese |
| 4. Muse | 5. Grocer | 6. Plenty |
| 7. Distance | 8. Biscuit | 9. Softly |
| 10. Shop | | |

Activity

Now try to make anagrams:

- | | | | |
|--------|-----|--------|-----|
| 1. now | won | 2. who | how |
| 3. no | on | 4. ten | net |

Chapter 5. The Foolish Lion

EXERCISES

A. Tick (✓) the correct answer:

- (b) Hare
- (a) Hare
- (a) Lion

B. Answer the following questions:

- The animals of the jungle agreed to send one animal everyday to the lion's den for his food.
- The hare said to the lion, "I got late because another lion chased me. I could save myself from him with much difficulty."
- The hare took him to the well.
- The lion peeped into the well and saw his own reflection. He mistook the reflection for another lion. He roared angrily, but another lion also roared. He could not control his temper and jumped into the well. The foolish lion died.
- The lion was foolish.

C. Fill in the blanks:

- The lion was angry with the hare.
- The hare was very clever.
- He worked out a plan to kill the foolish lion.
- He mistook the reflection for another lion.

Using Grammar

A. Use 'can' or 'cannot' in the following sentences:

- A lion can kill a hare but a goat cannot.
- A lion can roar but a hare cannot.
- A monkey can climb a tree but a lion cannot.
- A bird can fly but a lion cannot.

B. What do the following animals like?

- An elephant likes grass.

- It does not like meat.
2. A parrot likes mango.
It does not like insects.
3. A dog likes meat.
It does not like grass.
4. A bear meat and grass.
It does fruits.

C. Complete the following table:

Male	Female	Baby
Lion	Lioness	Cub
Horse	Mare	Colt
Bullock	Cow	Calf
Ram	Eve	Buck
Drake	Duck	Duckling

D. Write the plural of the following words:

- Animal Animals
- Lion Lions
- Hare Hares
- Forest Forests
- Fish Fish
- Cub Cubs

E. Take the animals to their homes:

- Lion (c) Den
- Cow (e) Shed
- Horse (d) Stable
- Dog (b) Kennel
- Rabbit (a) Burrow

F. Match the opposites:

Foolish	clever
Died	born
Politely	rudely
Difficult	easy
Late	early

Writing Skills**Use capital letters where necessary:**

There was a donkey in the lion's skin. He went to the forest. All the animals were afraid of him. They ran away in fear. He became happy and brayed loudly. The animals recognized him. They ran after him. The donkey had to run away.

Activity**Solve the following animal puzzle:**

- CAMEL
- LION
- MONKEY
- HORSE
- DONKEY
- MOUSE
- YAK
- BEAR

EXERCISES**A. Tick (✓) the correct answer:**


- (a) The Fox
- (a) Soup
- (a) In a jug

B. Answer the following questions:

- The fox invited the stork to dinner.
- He prepared some soup.
- The stork couldn't drink the soup because fox served it in a large flat dish.
- The stork invited the fox to dinner. He prepared delicious soup. He served the soup in a jug with a narrow mouth. But the fox could not drink the soup at all. The mouth of the jug was too narrow for him. He felt sorry for himself. He realized that he was paid the price for his own mischief.

C. Fill in the blanks:

- The nice smell made the stork's mouth water.
- The stork decided to take revenge.
- The fox could not drink the soup.
- The mouth of the jug was too narrow.
- Tit for tat.

Using Grammar**A. Look at the pictures and fill in the blanks:****B. Complete the table:**

large	larger	largest
long	longer	longest
narrow	narrower	narrowest
short	shorter	shortest

C. Write 'is' or 'are' in the blanks:

This is a pair of shoes.
These are butterflies.

D. Match the following:

hard	soft
deep	shallow
long	short
narrow	broad
sweet	sour

E. Complete the blanks with the help of the hints given below:

- | | |
|------------|--------------|
| 1. DINNER | 2. DELICIOUS |
| 3. SHALLOW | 4. NUTS |

F. Do it yourself.

G. Match the describing words with the pictures:

Beak-	narrow
Pot -	beautiful
Fox -	cunning
Soup-	delicious

Writing Skills

Complete the following blanks with the words given:

- I am a fox.
Are you as cunning as me?
- I am a peacock.
Are you as proud as me?
- I am a lion.
Are you as powerful as me?
- I am an elephant.
Are you as big as me?

Activity

Do it yourself.

Do it yourself

B. Look at the pictures given below and fill "has/have" in the blanks space:

My brother **has** a computer.

A bus **has** four wheels.

I **have** a bat.

Meenu **has** a doll.

A dog **has** a curved tail.

We **have** kites.

C. Fill in the blanks with suitable vowels to name the pictures:

dog doll cup zip hen top
net jug

D. Find names of eatables from the following railing letters. Write them below:

carrot, burger, pea, brinjal, spinach, egg

Writing skills

Write the name of five vegetables that you prefer eating:

Potato, Onion, Tomato, Carrot, Pea

Activity

Tick (✓), what, you do!

1. ✓ 2. ✗ 3. ✗

Chapter 7. The Grandpa's Garden

EXERCISES

A. Tick (✓) the correct answer:

1. (b) 2. (b)

B. Match the following:

1. (d) 2. (c) 3. (e) 4. (a) 5. (b)

C. Answer the following questions:

- The carrot was grown in Grandpa's garden.
- The carrot was struck deep down in the ground because it was big in size and deep inside the ground.
- The cat was the first animal that offered assistance.
- The cat held the grandma.
- There were two persons and the animals altogether.

Using Grammar

A. Use of 'Has/Have'.

Grammar : Term-1

1. English Alphabet

EXERCISES

A. Tick (✓) the correct answer:

1. (b) 26 2. (a) 5
3. (b) 21

B. Circle the consonants in these words.

Do it yourself

C. Fill in the blanks with a, e, i, o or u to complete the names of these animals.

dog, rat, hen fish, buffalo

Fun Time

Do it yourself

2. Vowels

EXERCISES

A. Write the missing vowel in each blank.

hen, car, fan, owl
box, bus, cat, rug

B. Encircle the picture in each row that has a different vowel sound.

1. leg 2. bun 3. rug
4. hat 5. cot

3. Naming Words (Nouns)

EXERCISES

A. Tick (✓) the correct noun.

1. (b) hospital 2. (a) bedroom
3. (c) bat

B. Write the class for nouns in each set. One is done for you.

2. place 3. animals 4. fruits

Fun Time

Complete this crossword with the help of the picture.

Down: 1. belt 3. rose 4. bird
5. elephant 6. tree

Across: 2. peacock 3. rabbit 6. star
8. deer 9. bench 10. tomato

4. One and Many (Number)

EXERCISES

A. Tick (✓) the correct answer:

1. (a) Flower 2. (b) Toffees

B. Tick (✓) the correct word:

cat, pens, bats, ball
frogs, bird, bee, stars

C. Write 'O' for one and 'M' for many.

1. O 2. M 3. O
4. O 5. M 6. M

Fun Time

balloons, ribbons, presents, dresses, books, dolls, chocolates, cards

5. He/She (Gender)

EXERCISES

A. Tick (✓) the correct answer:

1. (b) King 2. (b) Woman

B. Draw lines to match the following.

1. sir - madam 2. god - goddess
3. uncle - aunt 4. prince - princess
5. nephew - niece

C. Change 'he' words to 'she' words and 'she' words to 'he' words.

1. Sister 2. Hero 3. Husband
4. Lioness 5. Peahen 6. Fox
7. Cow 8. Girl 9. Groom
10. Emperor

Fun Time

Bus No. 1 - son, dog, king, grandfather, cock, bull

Bus No. 2 - daughter, bitch, queen, grandmother, cow, hen.

6. Describing Words (Adjectives)

EXERCISES

A. Tick (✓) the correct answer:

1. (c) seven 2. (b) green
3. (b) small 4. (b) tall

B. Write the suitable describing word in each blank. One is done for you.

1. big 2. blue 3. long
4. rainy 5. deep 6. sour

C. Circle the describing words.

small, long, short, fluffy, white, juicy, green, playful, loud, deep

D. Match the words. Then write sentences by using those matched words One is done for you.

1. sky c. blue
2. tomatoes b. red

- | | |
|------------|----------|
| 3. shoes | e. black |
| 4. mangoes | b. sweet |
| 5. hair | f. curly |
| 6. pool | d. deep |

1. The sky is blue.
2. The tomatoes are red.
3. The shoes are black.
4. The mangoes are sweet.
5. The hair are curly.
6. The pool is deep.

E. Fill in the blanks with these describing words.

- | | | |
|--------------|--------|----------|
| 1. hot | 2. old | 3. black |
| 4. beautiful | | |
-

7. Action Words (Verbs)

EXERCISES

A. Tick (✓) the correct word:

- | | |
|-----------------|----------------|
| 1. (c) drinking | 2. (c) Washing |
| 3. (a) running | |

B. Add 'in' to these words. One is done for you.

- | | |
|-------------|-------------|
| 1. Watching | 2. Thinking |
| 3. working | 4. standing |
| 5. climbing | 6. going |
| 7. eating | 8. drawing |
| 9. laughing | 10. cook |

C. Circle the doing words in this poem.

nod, skip, clap, does, do, hop, jump, climb, kiss

D. Colour the boxes which bear action words.


cook, shout, dance, run, paint, hide,
ring, hold, sing, roll, draw, nod, cooking

Maths : Term-1

Chapter-1 : Comparing World


Heavier – Lighter

Write H for heavier and L for lighter objects :



Bigger – Smaller

Write B for big and S for small :



Colour the smaller figure orange and bigger figure yellow :

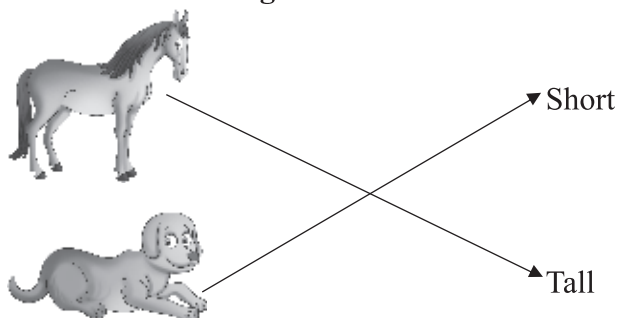
Do it yourself

Taller – Shorter

Colour the taller animal yellow and shorter animal brown :


Do it yourself

Match the following :




Greater Than (>)

Put greater than (>) sign in the given boxes :



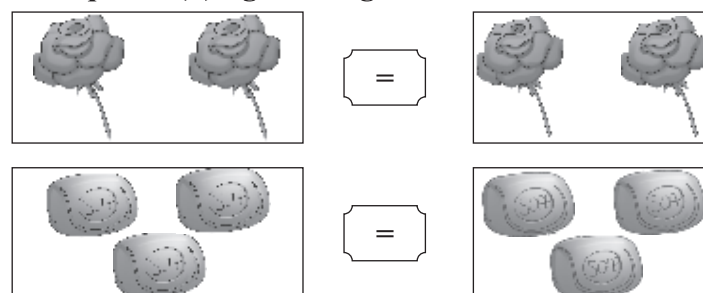
Less Than (<)


Put less than (<) sign in the given boxes :



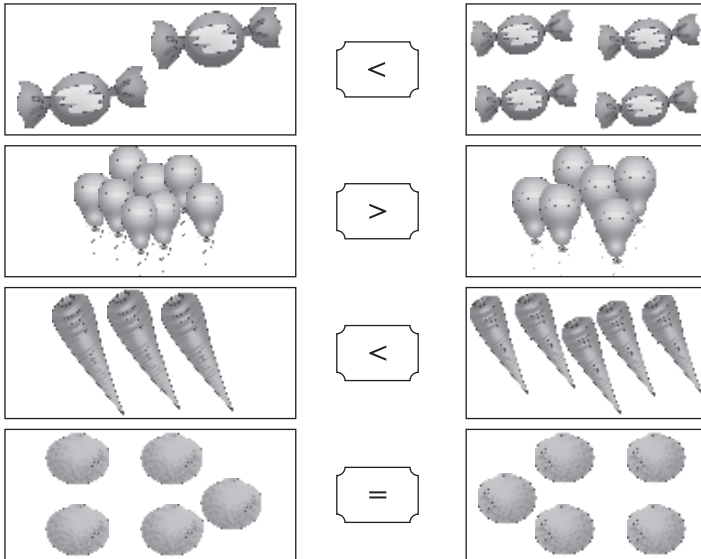
Equal To (=)

Put equal to (=) sign in the given boxes :






Put suitable symbols less than (<), greater than(>) or equal to (=) in the boxes:




Odd One Out

Cross (x) the odd one out :



Chapter -2 : Numbers upto 10


Recognise and draw the happy ☺ smiley along the correct form of number and sad ☹ smiley along incorrect form of number :



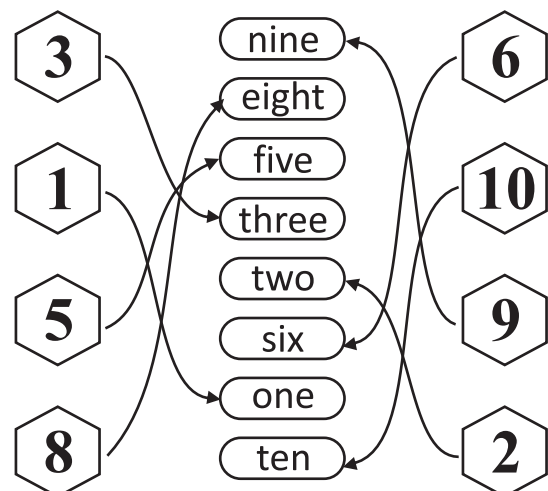
Trace and write the number names and read them aloud. Also colour the numbers :

Do it yourself


Count the object and write the number names :



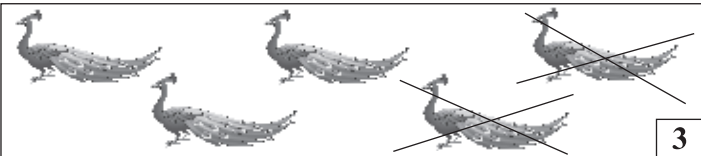
Match the number with their number names :




Cross (✕) as many objects as the number given in the circles : (Encircle the objects as given number as per book)



6

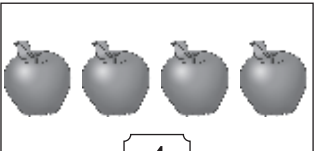


3

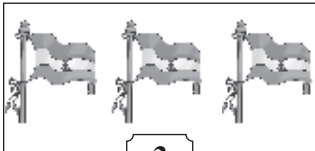


9


Draw objects according to given number.
Do it yourself
Count and write the number of objects in the boxes :




4



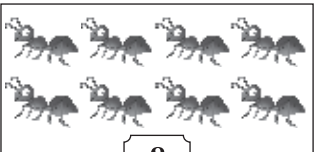
3



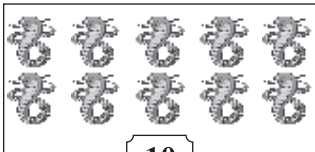
2



5



8



10

Before ,After and Between
Write the number just before the given numbers :

1

2

6

7

4

5

9

10

Write the number just after the given numbers :

3

4

5

6

7

8

8

9

Write the number just between the given numbers :

1

2


3

7

8

9


Write the number of objects and fill in the circle with less than(<) or greater than(>) symbols:



2

>


1



3

>


2



5

>

3






6

>

4

Think 'n' Answer

1. Match the following :

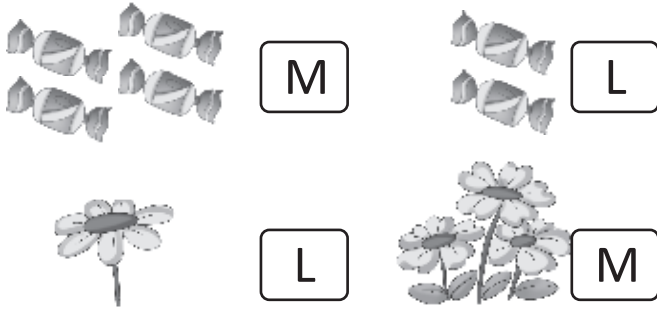
6

8

4

2. Colour the box of larger number with red crayon and box of smaller number with green crayon :
Do it yourself

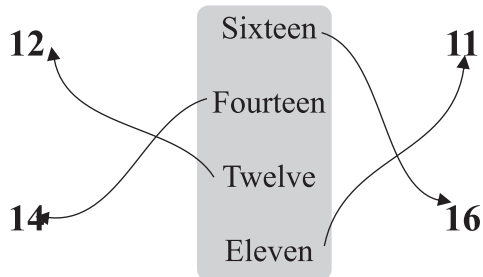
3. 6 puppies are given below. Cross 3 of them :
Do it yourself
4. Write M for more and L for less :



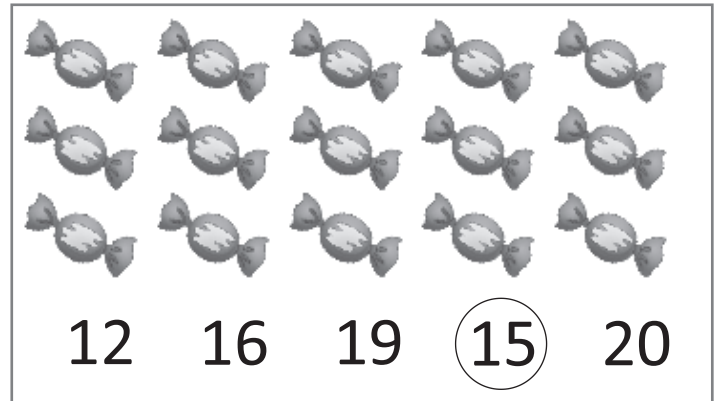
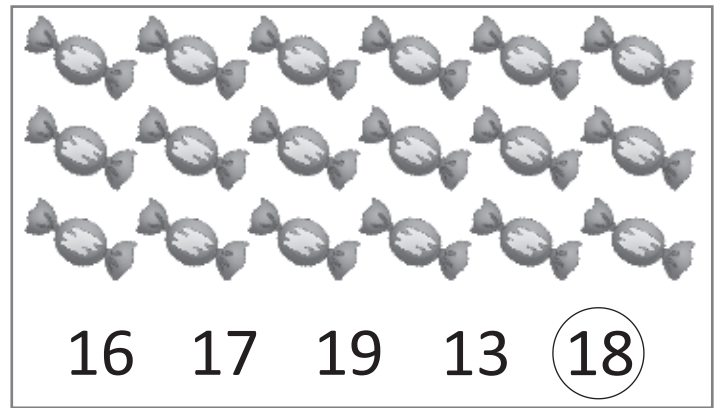
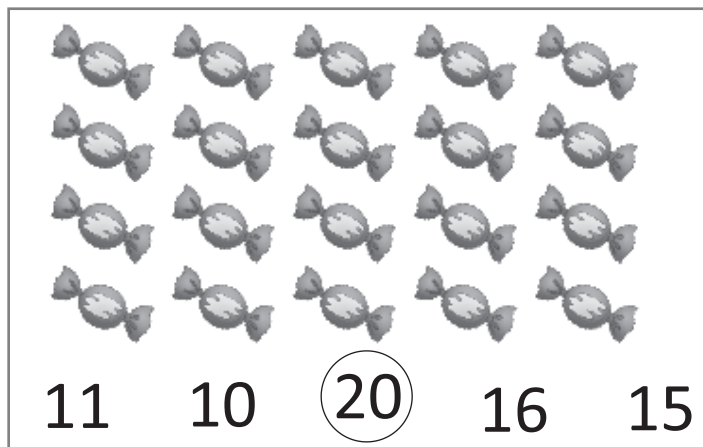
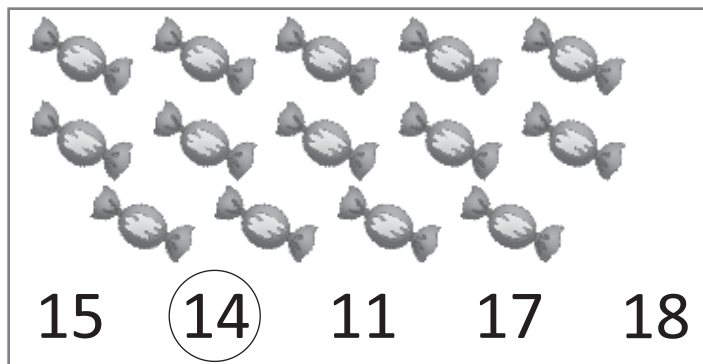
Chapter-3 : Numbers 1 to 20

Read and write the number names of the following:
Do it yourself.

Match the numbers with their number names:

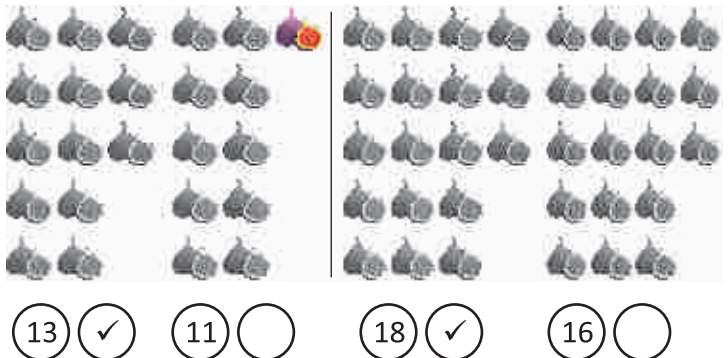


Count the toffees and circle (O) the right number:



Bigger Number

Which group has more fig? Put a tick (✓) against it :



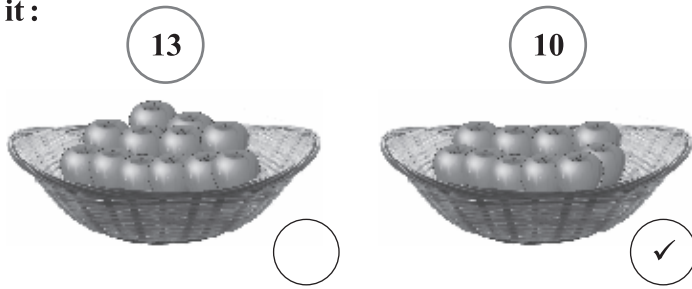
Colour the circle having the biggest number:

Do it yourself.

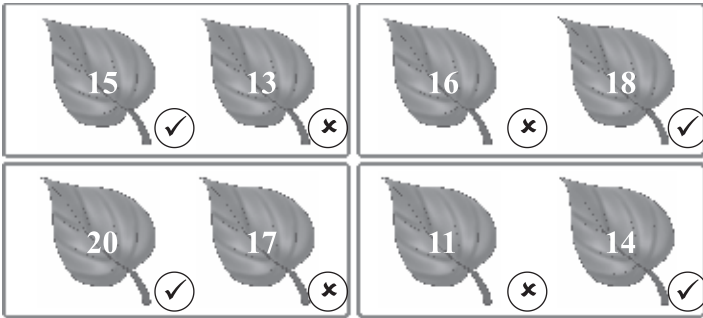
Cross (✗) the biggest number :

15	17	11	11	18	16
10	13	16	16	13	15
12	14	19	19	20	18
17	16	15	13	14	17
18	13	16			

Which basket has less apples? Put a tick (✓) against it:



Cross (✗) the leaf having the smaller number and tick (✓) the leaf having the bigger number :




Tick (✓) the smallest number :

16	11✓	15	19	18	✓17
11✓	14	10	20	15	✓14
12	15	✓11	13	✓12	14
17	16	✓15	18✓	19	20
17	19	✓16			

Missing Numbers

Fill in the missing numbers:



Look at the patterns and fill in the missing numbers :

5	6	7	8
11	12	13	14
17	18	19	20

Think 'n' Answer

- Look at the number in each cloud, write the number on the lines showing the correct place value :

13 One ten three ones	15 One ten five ones	17 One ten seven ones
-----------------------------	----------------------------	-----------------------------

- Write the number that comes between :

18 19 20	12 13 14	13 14 15
----------	----------	----------

- Complete the number line :



- Tick (✓) the biggest number:

11	15	18✓	19✓	13	17
----	----	-----	-----	----	----

- Tick (✓) the smallest number:

16	14✓	19	10✓	18	13
----	-----	----	-----	----	----

- Write the number that comes after :

11	12	14	15	18	19
----	----	----	----	----	----

- Write the number that comes before :

16	17	17	18	19	20
----	----	----	----	----	----

Chapter - 4 : Numbers upto 50

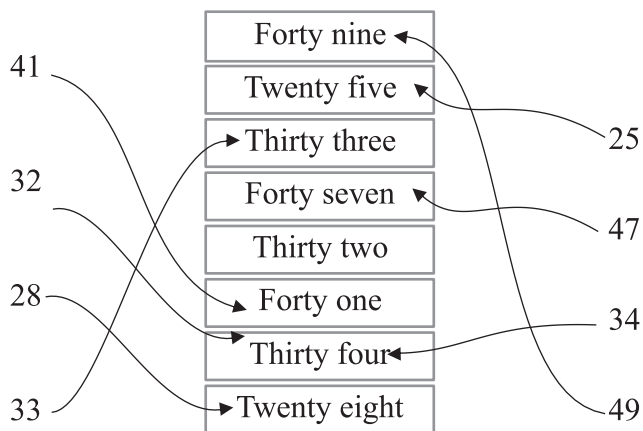
Scratch your Head

Write numbers from 1 to 50

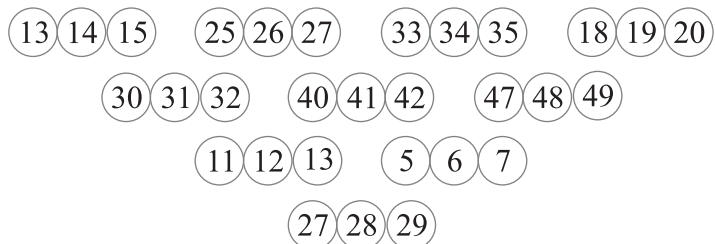
1	2	3	4	5	6	7	8	9	10
11	12	13	14	15	16	17	18	19	20
21	22	23	24	25	26	27	28	29	30
31	32	33	34	35	36	37	38	39	40
41	42	43	44	45	46	47	48	49	50

Search Out

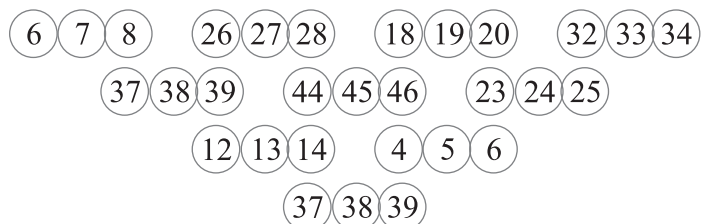
Match the number with its number name.



Fill in the boxes with the numbers that come in between :



Fill in the boxes with the numbers that come before and after :

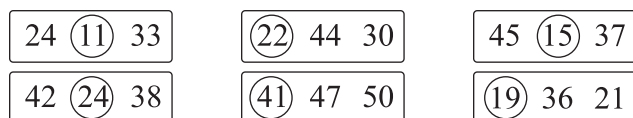


Count and write the numerals and their number names :

Numerals	Number Names
42	Forty two
46	Forty six
39	Thirty nine

Comparing Numbers

Circle the smallest number.



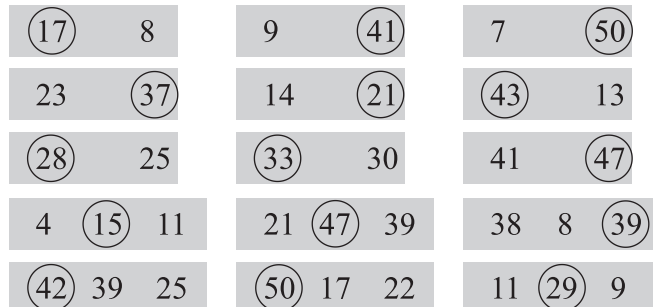
Rewrite from the smallest to the biggest (increasing / ascending order) :

15	19	27	34
12	35	49	50

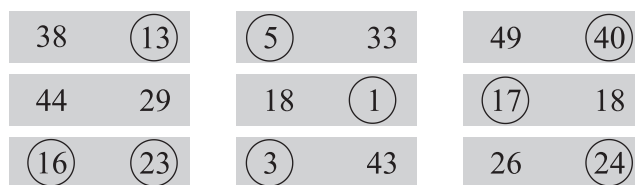
Rewrite from the biggest to the smallest (decreasing / descending order) :

43	28		
50	40	39	28

Circle the bigger number :



Circle the smaller number :



Scratch your Head

Cross out the numbers that are not in order.

D	R	O	N	O	L	M	T	P	R	L	S	A	T	Y	
19	45	20	27	28	24	21	29	24	39	25	19	26	10	27	
W	R	I	T	F	H	M	A	G	T	C	X	H	E	O	S
29	35	32	33	39	34	27	28	24	29	30	35	31	32	39	35

Now, write the numbers and the letters in their correct order :

D	O				N	O	T					P	L	A	Y
19	20				27	28	29					24	25	26	27
W	I	T	H				M	A	T	C	H	E	S		
29	32	33	34				27	28	29	30	31	32	35		

Colour the circle which has the biggest number.

Do it yourself.

Chapter Wind Up

1. Rewrite from the smallest to the biggest :

25	20	19	38	8	49
19	20	25	8	38	49

2. Rewrite from the biggest to the smallest :

32	19	39	21	31	19
39	32	19	31	21	19

3. Write the number names for :
42 Forty two 38 Thirty eight
4. Give numerals for the following number names :
Twenty six 26 Thirty nine 39
5. Write the number that comes before and after :
a) 23 24 25 b) 19 20 21
6. Write the number that comes in between :
a) 56 57 58 b) 30 31 32
7. Circle the smaller number :

40 (19) (1) 10 (12) 49

8. Circle the bigger number :

(24) 6 6 (7) (44) 33


9. Tick (✓) the biggest number and cross (✗) the smallest number :

(48) 32 34 (19) ✗ 17 29 ✗ (40)

Chapter -5 : Numbers upto 100

Number Names

Count and write the numerals and their number names :




Numerals

87

Number Names

Eighty seven




Numerals

53

Number Names

Fifty three



Numerals

57

Number Names

Fifty seven

Rewrite the numbers from the biggest to the smallest :

95	34	91
95	91	34
48	96	77
96	77	48

76	80	63
80	76	63
48	69	19
69	48	19

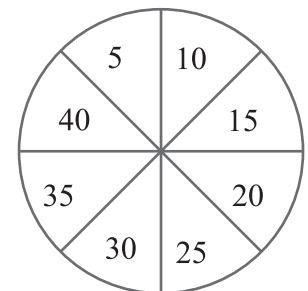
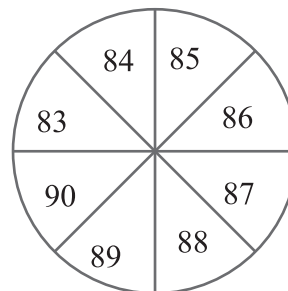
Rewrite the numbers from the smallest to the biggest

58	93	84
58	84	93
53	11	71
11	53	71

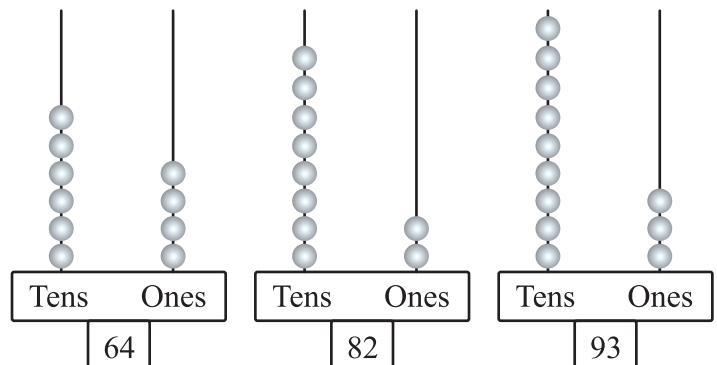
69	78	75
69	75	78
56	76	28
28	56	76

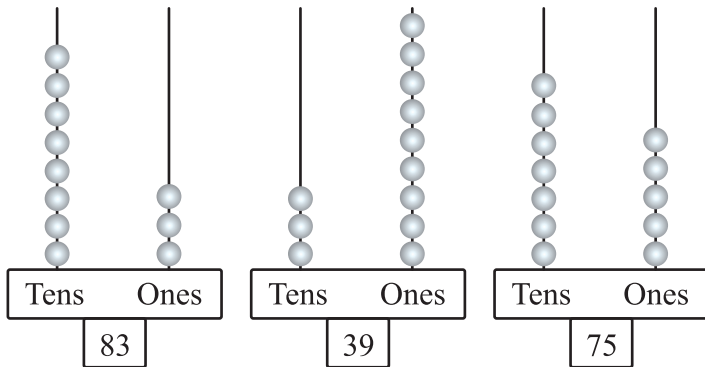
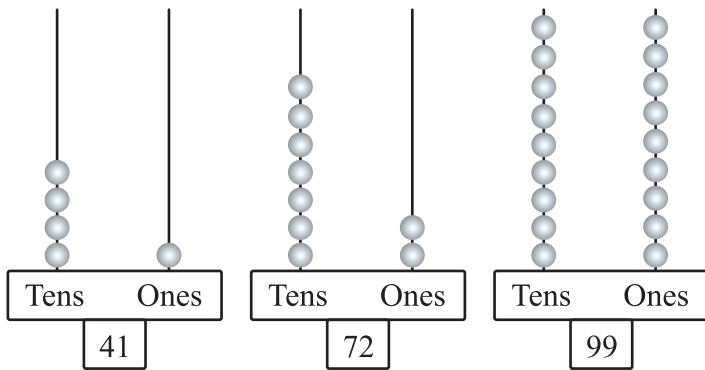
Scratch your head

Fill in the missing numbers :



Draw the correct number of beads in tens and ones rods :





What comes before and after ?

67	68	69	88	89	90
89	90	91	74	75	76
57	58	59	94	45	46

What comes in between ?

44	45	46	76	77	78
93	94	95	21	22	23
82	83	84	49	50	51

Write the numbers in tens and ones :

Tens	Ones		Tens	Ones	
9	6	9 tens and 6 ones	4	8	4 tens and 8 ones
8	9	8 tens and 9 ones	7	2	7 tens and 2 ones
3	7	3 tens and 7 ones	6	4	6 tens and 4 ones
5	8	5 tens and 8 ones	7	3	7 tens and 3 ones
2	5	2 tens and 5 ones	2	9	2 tens and 9 ones
6	9	6 tens and 9 ones	5	7	5 tens and 7 ones
4	7	4 tens and 7 ones	3	8	3 tens and 8 ones

Write the number names :

89	Eighty nine	87	Eighty four	99	Ninety nine
81	Eighty one	54	Fifty four	65	Sixty five
78	Seventy eight	90	Ninety	88	Eighty five

Write the numbers in order:

64	65	66	67	68	69	70	71	72	73
85	86	87	88	89	90	91	92	93	94


Circle the smaller number :

50	80	90	99	71	68
58	70	78	68	82	87
80	66	88	69	93	67

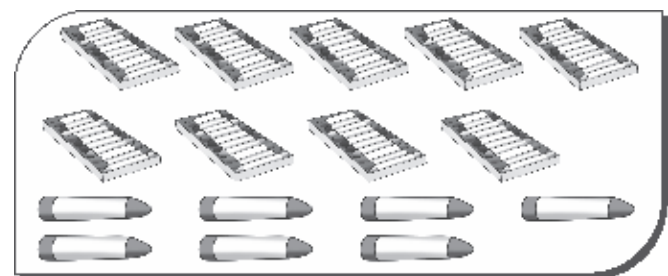
Circle the bigger number :

61	98	81	83	89	91
50	60	75	65	77	58
70	79	99	88	91	81

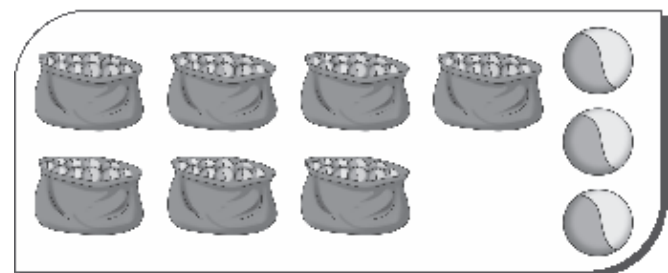
Count and write the numbers :




$$60 + 5 = 65$$



$$90 + 7 = 97$$



$$70 + 3 = 73$$



$$70 + 4 = 74$$

Search Out

Write the numbers:

= 33
 = 44

Chapter Wind Up

1. Write the number that comes before and after :

93	94	95
43	44	45
85	86	87

2. Write the number that comes in between :

10	11	12
47	48	49
88	89	90

3. Write the number names :

61	Sixty one	44	Forty four
83	Eighty three	32	Thirty two
96	Ninety six	25	Twenty five

Rewrite from the smallest to the biggest (ascending/increasing order):

22	81	45	16	75	72	82	91
16	22	45	81	72	75	82	91

Rewrite from the biggest to the smallest (descending /decreasing order):

44	68	94	23	72	89	61	51
94	68	44	23	89	72	61	51

6. Write the number formed :

5 tens and 4 ones	=	54
6 tens and 2 ones	=	62
9 tens and 0 ones	=	90

Chapter -6 : Increasing & Decreasing Order

Write the given numbers in increasing order :

2, 6, 12, 17, 19	3, 4, 5, 8, 11
4, 11, 12, 15, 16	7, 11, 15, 16, 20

Write the given numbers in decreasing order :

16, 14, 8, 5, 4	16, 9, 6, 5, 1
18, 12, 5, 3, 2	16, 15, 11, 7, 4

Arrange the following numbers in increasing order :

12, 13, 14, 15, 18, 19	11, 13, 14, 16, 17, 18
13, 14, 16, 18, 19, 20	11, 12, 15, 16, 19, 20
11, 12, 14, 16, 17, 20	11, 12, 13, 14, 16, 17

Arrange the following in decreasing order :

20, 19, 18, 15, 14, 13	19, 18, 17, 15, 14, 12
19, 17, 16, 15, 11, 13	

Chapter Wind Up

1. Tick (✓) the box if the numbers are in ascending order :

a) 55, 57, 60, 78, 91, 98 ☒

b) 44, 40, 49, 64, 81, 78 ☐

c) 17, 25, 36, 29, 25, 57 ☐

2. Write the following numbers in ascending order :

a) 8, 18, 28, 58, 78

b) 10, 42, 66, 99, 109

3. Tick (✓) the box if the numbers are in descending order :

a) 54, 69, 44, 31, 8, 6 ☐

b) 85, 64, 78, 50, 49, 31 ☐

c) 100, 97, 83, 64, 57 ☒

4. Write the following numbers in descending order :

a) 86, 55, 34, 15, 2

b) 87, 78, 64, 46, 1

5. Arrange the numbers 1, 2, 75, 57, 11, 3, 96 in :

a) Ascending order = 1, 2, 3, 11, 57, 75, 96

b) Descending order = 96, 75, 57, 11, 3, 2, 1

Also write the :

c) Smallest Number : 1

d) Greatest Number : 96

EVS : Term-1

Chapter-1 Food

A. Multiple choice questions.

1. (d) play 2. (b) three 3. (a) hands


B. Fill in the blanks with the words given below.

1. food 2. vegetable 3. water, milk
4. dinner 5. chew

C. Answer the questions.

1. Fruit, cereals, oats.
2. Rice, vegetables, Chapati.
3. Chapaties, vegetables.

D. Match the words with their pictures.

1. Rice → i.
2. Pomegranate → ii.
3. Cauliflower → iii.
4. Ice cream → iv.
5. Eggs → v.
- 

Activity

Do it yourself

Life Skills

Do it yourself

Chapter-2 Parts of my Body

A. Multiple choice questions.

1. (b) pencil 2. (a) neck 3. (b) two

B. Fill in the blanks with the words given in brackets.

1. Two 2. Two 3. two
4. one 5. ten

C. Draw ☺ for true and ☹ for false statements.

1. ☺ 2. ☹ 3. ☹
4. ☺ 5. ☹

D. Answer these questions.

1. We have one chin.
2. We have two checks.
3. Eye helps us to see.
4. We have two toes.

Activity

Find the body parts in the grid.

S	I	N	G	O	O	D	A	Q	A
B	U	T	E	E	T	H	Z	N	D
L	A	C	T	U	R	A	E	C	H
S	W	O	K	A	S	I	O	R	A
D	F	I	N	G	E	R	S	N	N
S	O	C	O	R	Y	A	M	B	D
A	O	A	S	A	E	A	R	E	L
H	T	L	E	G	T	N	I	O	J
E	D	T	L	P	I	N	O	S	E
T	U	R	E	I	S	L	I	P	S

Chapter-3

Sense Organs

A. Multiple choice questions.

1. (c) nose 2. (a) tongue 3. (a) skin
4. (c) ears

B. Fill in the blanks with the words given below.

1. five 2. eyes 3. touch
4. eyelids 5. friends

C. Draw ☺ for true and ☹ for false statements.

1. ☹ 2. ☺ 3. ☹ 4. ☺

Activity

Do it yourself

Life Skills

Do it yourself

Chapter-4

Houses

A. Multiple choice questions.

1. (a) home 2. (b) drawing room
3. (a) bedroom 4. (b) kuchcha
5. (c) thieves 6. (c) flat

B. Fill in the blanks with the words given below.

1. bathroom 2. clean 3. love
4. dinning room 5. kitchen 6. kuchcha
7. bungalow

C. Draw ☺ for true and ☹ for false statements.

1. ☺ 2. ☹ 3. ☺
4. ☹ 5. ☹ 6. ☺

D. Answer the questions.

1. We read and complete our homework in study room.
2. We entertain our guests in drawing room.
3. Kitchen is used to cook food.
4. A home teaches us to love, respect and share things.

5. A kuchcha house is made of straw, wood, mud, bamboo and dry leaves.

Activity Do it yourself

Life Skills Do it yourself

Chapter-5 Helping Hands

A. Multiple choice questions.

1. (b) parents 2. (a) sister
3. (d) mother and father 4. (a) happy

B. Fill in the blanks.

Do it yourself.

C. Draw ☺ for true and ☹ for false statements.

1. ☺ 2. ☺ 3. ☹
4. ☹ 5. ☹ 6. ☺

D. Answer these questions.

- We have
- A family where children live only with their parents.
- A family where children live with parents, grandparents, uncles and aunt.
- Father brings fruits and vegetables from market.
- Mother and father earn money to run family.
- Mother keeps the house clean.

Activity Do it yourself

Life Skills Do it yourself.

Chapter-6 Clothes

A. Multiple choice questions.

1. (a) summer 2. (d) winter 3. (c) uniform

B. Fill in the blanks with the words given below.

1. uniform 2. clothes 3. work
4. leaves 5. Seasons.

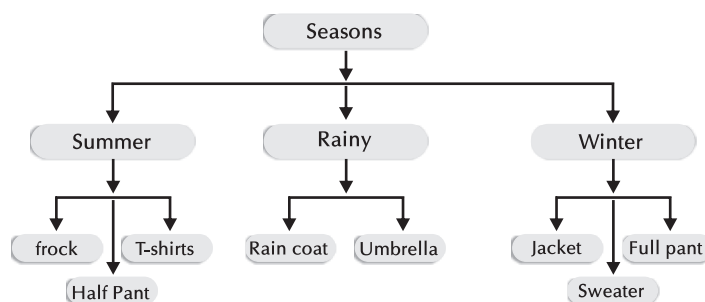
C. Answer these questions.

- We wear clothes to cover our body.
- Summer, rainy, winter
-
- We wear rain coats in rainy season.

D. Draw ☺ for true and ☹ for false statements.

1. ☹ 2. ☹ 3. ☺
4. ☺ 5. ☺

E. Complete the following chart about the clothes we wear in different seasons.



Activity Do it yourself

Life Skills Do it yourself

Chapter-7 Animal World

A. Multiple choice questions.

1. (c) sparrow 2. (b) fish 3. (d) lion

B. Fill in the blanks with the words given below.

1. tree 2. water 3. wild
4. small 5. domestic

C. Answer these questions.

- Animals which are kept in homes or on farms are domestic animals.
- Animals which are kept in our homes are called pets.
- Animals which live in forests are wild animals.
- Animals that have feathers and can fly are called birds.
- Housefly, mosquito

Activity Do it yourself

Life Skills Do it yourself

Chapter-8 Plants: Our Friends

A. Multiple choice questions.

1. (b) shrub 2. (c) henna 3. (c) trees
4. (b) cut 5. (d) wood 6. (d) wheat

B. Fill in the blanks with the words given below.

1. woody 2. shapes 3. shrub
4. herb 5. tree. 6. friends
7. fruits

C. Draw ☺ for true and ☹ for false statements.

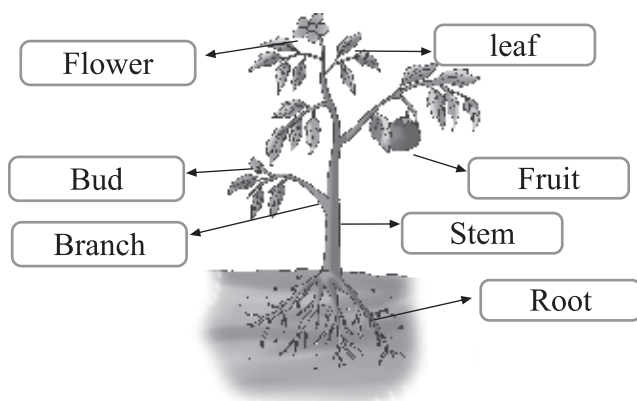
1. ☺ 2. ☹ 3. ☺
4. ☹ 5. ☺ 6. ☹

D. Answer these questions.

1. We see different kind of plants around us.
2. Big and strong plants are called trees.
3. Plants having woody and hard stem are called shrubs.
4. Flowers, bud, leaves, stem, root, branch, fruit.
5. We get oil, vegetables, medicines, wood and oxygen from plants.
6. Bamboo is the fastest growing woody plant in the world.

Activity

Label the parts of a plant :



Life Skills

Do it yourself